

Open Merchandisers

35E Series - Sloped - 78.5"H - Endless Design - Dairy



Model No.	Description	Length	Depth	Height	Voltage	Amps	HP/BTUs	Power Cord	Est. Ship Weight
SC-OD35E-3S-LED	Self Contained	39"	34.5"	78.5"	115	16.0	1/2	5-20P	700
SC-OD35E-4S-LED	Self Contained	51"	34.5"	78.5"	115/208-230	13.0	3/4	L14-20P	965
SC-OD35E-5S-LED	Self Contained	63"	34.5"	78.5"	115/208-230	16.0	1	L14-20P	1125
SC-OD35E-6S-LED	Self Contained	75"	34.5"	78.5"	115/208-230	16.0	1	L14-20P	1175
R-OD35E-3S-LED	Remote	39"	34.5"	78.5"	115	2.0	4906	No	575
R-OD35E-4S-LED	Remote	51"	34.5"	78.5"	115	3.0	6542	No	790
R-OD35E-5S-LED	Remote	63"	34.5"	78.5"	115	4.0	8176	No	915
R-OD35E-6S-LED	Remote	75"	34.5"	78.5"	115	4.0	9813	No	1000
R-OD35E-8S-LED	Remote	99"	36.5"	78.5"	115	6.0	13084	No	1580
R-OD35E-10S-LED	Remote	123"	36.5"	78.5"	115	7.0	16355	No	1790
R-OD35E-12S-LED	Remote	147"	36.5"	78.5"	115	8.0	19626	No	2000

MODEL NUMBER PREFIX - SC = Self Contained R = Remote

MODEL NUMBER SUFFIX - W = White B = Black S = Stainless Steel LED = LED lighting

- Cases are designed to operate at 75 degrees Fahrenheit and 55% relative humidity
- Cases are equipped with drains; check your local building codes for connection requirements.
- Specification subject to change without notice

IF COLORS ARE MIXED AN ADDITIONAL CHARGE WILL APPLY



Open Merchandisers 35E Series – Sloped – 78.5"H – Endless Design - Dairy Standard Specifications and Optional Features

CONSTRUCTION

- UL Classified to ANSI/NSF 7
- Foamed in place CFC free foam
- Heavy gauge steel super structure
- Multi deck
- Endless design allows for continuous line up

INTERIOR

- White, black, or stainless steel end panels
- Removable white, black, or stainless steel floor pans
- White, black, or stainless steel perforated rear wall (for even air distribution)
- Full length lighting at top of unit
- 4 levels of lighted shelving
- 5 levels of product display
- Stylish price tag molding on each shelf

EXTERIOR

- White, black, or stainless steel ends and front
- Removeable front grill allows for cleaning and servicing
- 1" bumper
- Choice of end panels

FINISHES

- White, black, or stainless steel front rail
- White, black, or stainless steel end trim
- Laminate, and custom paints available
- White, black, or stainless steel end panels
- White, black, or stainless steel rear panels

LIGHTING

- 1 row at inside top of unit
- 4 rows of lighted shelving

ELECTRICAL REQUIREMENTS

- Self contained unit comes with cord and plug
- UL/CUL listed
- See Tech page for details on voltage

REFRIGERATION

- Self Contained; R404A expansion valve system
- Remote; R407A expansion valve system
- Low velocity fans located below deck area (to insure even flow of air)
- Electronic Control System with automatic air defrost to maintain balanced temperatures
- New high efficiency air screen technology
- Self contained system
- Copeland hermetic unit
- Remotes available

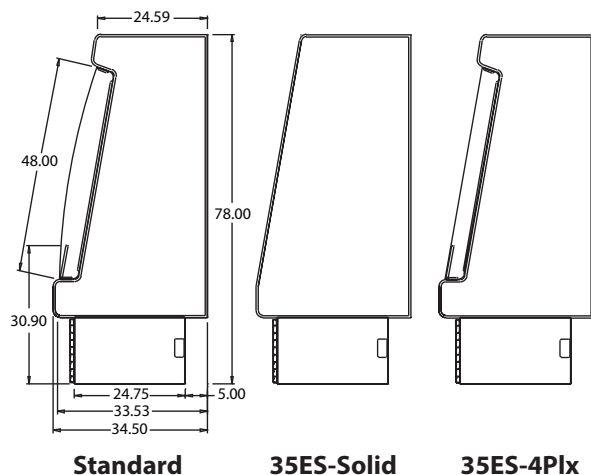
OPTIONAL FEATURES

- Solid state lighting
- Night covers
- Security cover
- Peg bars
- Insulated divider for line ups
- Plexiglas divider for line ups
- Colored bumper
- Stainless steel, laminated or paint
- Product stops on shelving
- Choice of end panels
- Digital thermometer

Important Note:

All refrigerated cases are designed to operate in an environment of 75 degrees and 55% relative humidity. Product must be cooled before being displayed within the case.

DRAIN IS REQUIRED



Standard

35ES-Solid

35ES-4Plx

Open Merchandisers 35E Series – Sloped – 78.5"H – Endless Design - Dairy

Technical Data

Model No.	SC R	SC-OD35E-3S-LED R-OD35E-3S-LED	SC-OD35E-4S-LED R-OD35E-4S-LED	SC-OD35E-5S-LED R-OD35E-5S-LED	SC-OD35E-6S-LED R-OD35E-6S-LED	R-OD35E-8S-LED	R-OD35E-10S-LED	R-OD35E-12S-LED
Length with (2) ends		39"	51"	63"	75"	99"	123"	147"
Length without ends		36"	48"	60"	72"	96"	120"	144"
Height with ends		78.5"	78.5"	78.5"	78.5"	78.5"	78.5"	78.5"
Height without ends		78"	78"	78"	78"	78"	78"	78"
Depth with ends		34.5"	34.5"	34.5"	34.5"	36.5"	36.5"	36.5"
Depth without ends		34"	34"	34"	34"	34"	34"	34"
Endless design (Dimensions are +/- 1/4")		YES	YES	YES	YES	YES	YES	YES
Operating temperature		38°F to 40°F	38°F to 40°F	38°F to 40°F	38°F to 40°F	38°F to 40°F	38°F to 40°F	38°F to 40°F
Refrigerant (expansion valve)	SC/R	R404A / R407A	R404A / R407A	R404A / R407A	R404A / R407A	R407A	R407A	R407A
Compressor size HP	SC	1/2	3/4	1	1	N/A	N/A	N/A
Defrost per day (24 hours)	Air Defrost	6 per day	6 per day	6 per day	6 per day	6 per day	6 per day	6 per day
BTU's at +20°F Evap. Temp.	R	4906	6542	8170	9813	13084	16355	19626
Voltage	SC	115	115/208-230	115/208-230	115/208-230			
Amperage	SC	16.0	13.0	16.0	16.0			
Remote Voltage	R	115	115	115	115	115	115	115
Amperage, lights only	R	2.0	3.0	4.0	4.0	6.0	7.0	8.0
Cord and plug	SC R	5-20P NO	L14-20P NO	L14-20P NO	L14-20P NO	NO	NO	NO
Exterior color		W,B,S	W,B,S	W,B,S	W,B,S	W,B,S	W,B,S	W,B,S
Interior color		W,B,S	W,B,S	W,B,S	W,B,S	W,B,S	W,B,S	W,B,S
# of rows / shelves		4/4	4/4	4/4	4/8	4/8	4/12	4/12
Shelf Size		(1) 14", (1) 16" (2) 18"	(1) 14", (1) 16" (2) 18"	(1) 14", (1) 16" (2) 18"	(2) 14", (2) 16" (4) 18"	(2) 14", (2) 16" (4) 18"	(3) 14", (3) 16" (6) 18"	(4) 14", (4) 16" (8) 18"
Shipping Info								
Height		86"	86"	86"	86"	86"	86"	86"
Depth		44"	44"	44"	44"	44"	44"	44"
Length		61"	61"	72"	86"	110	134	158
Gross weight (SC/R)		700/575	965/790	1125/895	1175/1000	1580	1790	2000
Cubic feet		100	100	119	142	182	221	261

(ALL WHITE OR ALL BLACK, NO EXTRA CHARGE—IF COLORS ARE MIXED AN ADDITIONAL CHARGE WILL APPLY)

Prefix

SC = Self Contained
R = Remote

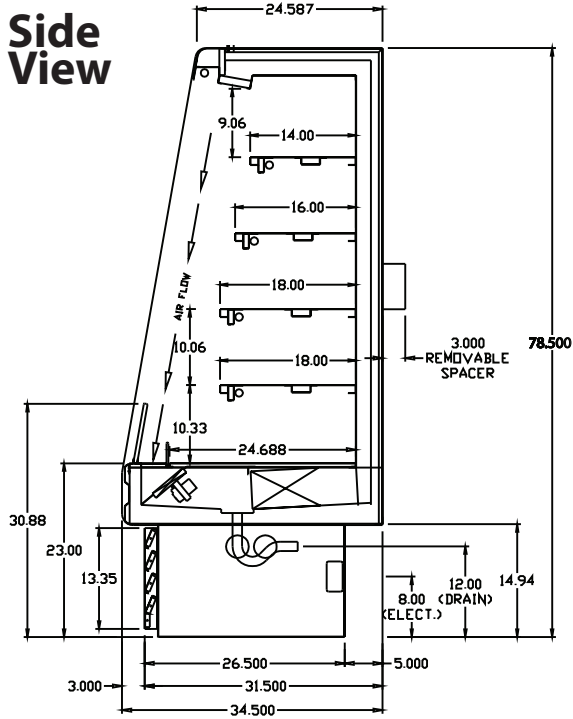
Suffix

B = Black
W = White
S = Stainless Steel
LS = T8 lighting
LED = LED lighting

- Cases are designed to operate at 75 degrees Fahrenheit and 55% relative humidity
- Cases are equipped with drains; check your local building codes for connection requirements.
- Specification subject to change without notice

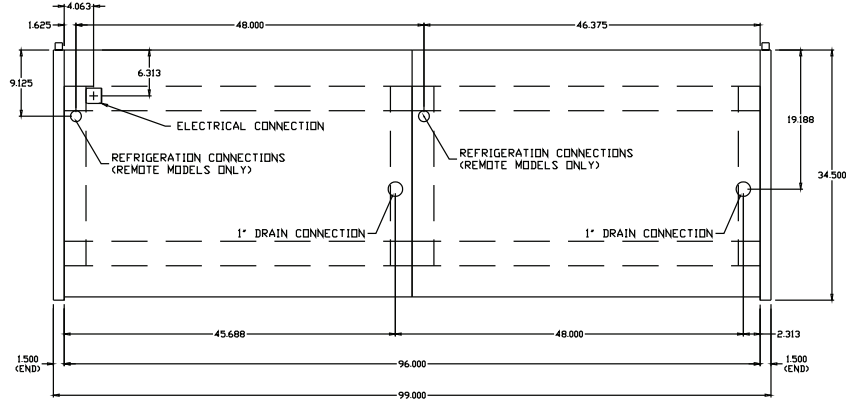
Open Merchandisers 35E Series – Sloped – 78.5"H – Endless Design - Dairy Technical Data • Side View • Plan View

Side View

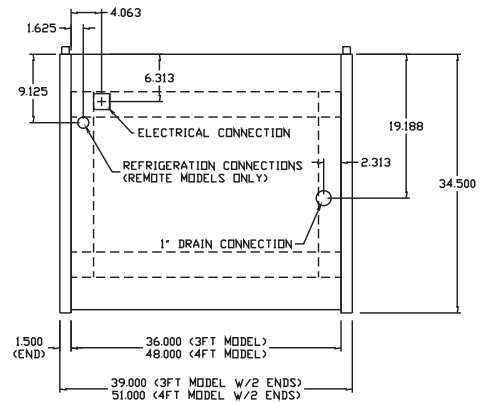


Floor Plan Views

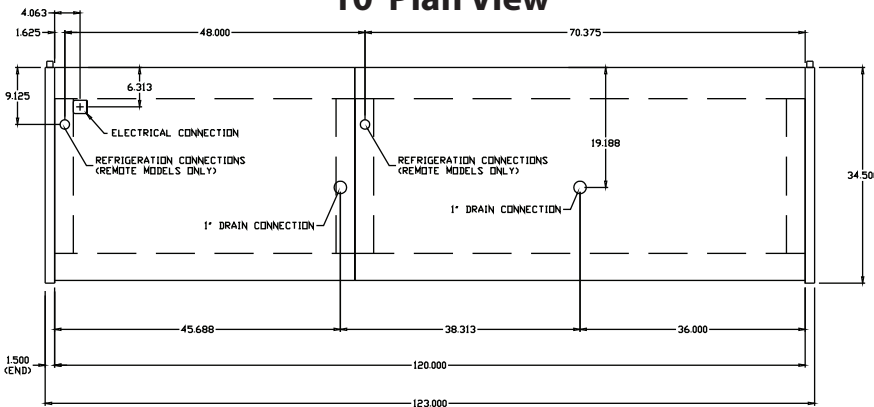
8' Plan View



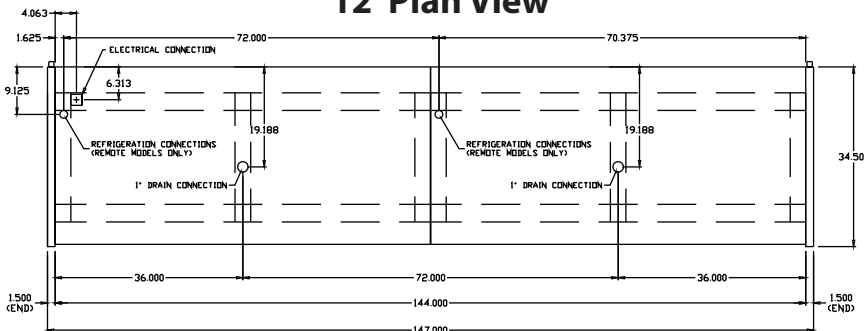
3' & 4' Plan Views



10' Plan View



12' Plan View



5' & 6' Plan Views

