

## Open Merchandisers – Straight Sides 35E Series – 82.25"H – Endless Design – Dairy



Model No.	Description	Length	Depth	Height	Voltage	Amps	HP/BTUs	Power Cord	Est. Ship Weight
SC-OD35E-3-LED-LC	Self Contained	39"	34.5"	82.25"	115	16.0	1/2	5-20P	710
SC-OD35E-4-LED-LC	Self Contained	51"	34.5"	82.25"	115/208-230	13.0	3/4	L14-20P	975
SC-OD35E-5-LED-LC	Self Contained	63"	34.5"	82.25"	115/208-230	16.0	1	L14-20P	975
SC-OD35E-6-LED-LC	Self Contained	75"	34.5"	82.25"	115/208-230	16.0	1	L14-20P	1185
R-OD35E-3-LED-LC	Remote	39"	34.5"	82.25"	115	2.0	4906	No	575
R-OD35E-4-LED-LC	Remote	51"	34.5"	82.25"	115	3.0	6542	No	790
R-OD35E-5-LED-LC	Remote	63"	34.5"	82.25"	115	4.0	8176	No	790
R-OD35E-6-LED-LC	Remote	75"	34.5"	82.25"	115	4.0	9813	No	1000

MODEL NUMBER PREFIX - SC = Self Contained R = Remote

MODEL NUMBER SUFFIX - W = White B = Black S = Stainless Steel LED = LED lighting

- Cases are designed to operate at 75 degrees Fahrenheit and 55% relative humidity
- Cases are equipped with drains; check your local building codes for connection requirements.
- Specification subject to change without notice

IF COLORS ARE MIXED AN ADDITIONAL CHARGE WILL APPLY



## Open Merchandisers – Straight Sides 35E Series – 82.25"H – Endless Design – Dairy

### Standard Specifications and Optional Features

#### CONSTRUCTION

- UL Classified to ANSI/NSF 7
- Foamed in place CFC free foam
- Heavy gauge steel super structure
- Multi deck
- Endless design allows for continuous line up

#### INTERIOR

- White, black, or stainless steel end panels
- Removable white, black, or stainless steel floor pans
- White, black, or stainless steel perforated rear wall (for even air distribution)
- Full length lighting at top of unit
- 4 levels of lighted shelving
- 5 levels of product display
- Stylish price tag molding on each shelf

#### EXTERIOR

- White, black, or stainless steel ends and front
- Removeable front grill allows for cleaning and servicing
- 1" bumper
- Choice of end panels

#### FINISHES

- White, black, or stainless steel front rail
- White, black, or stainless steel end trim
- Laminate, and custom paints available
- White, black, or stainless steel end panels
- White, black, or stainless steel rear panels

#### LIGHTING

- 1 row at inside top of unit
- 4 rows of lighted shelving
- Lit Canopy

#### ELECTRICAL REQUIREMENTS

- Self contained unit comes with cord and plug
- UL/CUL listed
- See Tech page for details on voltage

#### REFRIGERATION

- Self Contained; R404A expansion valve system
- Remote; R407A expansion valve system
- Low velocity fans located below deck area (to insure even flow of air)
- Electronic Control System with automatic air defrost to maintain balanced temperatures
- New high efficiency air screen technology
- Self contained system
- Copeland hermetic unit
- Remotes available

#### OPTIONAL FEATURES

- Solid state lighting
- Night covers
- Security cover
- Peg bars
- Insulated divider for line ups
- Plexiglas divider for line ups
- Stainless steel, laminated or paint
- Product stops on shelving
- 3 different end panel choices
- Digital thermometer

#### **Important Note:**

**All refrigerated cases are designed to operate in an environment of 75 degrees and 55% relative humidity. Product must be cooled before being displayed within the case.**

**DRAIN IS REQUIRED**

## Open Merchandisers – Straight Sides 35E Series – 82.25"H – Endless Design – Dairy

### Technical Data

Model No.	SC R	SC-OD35E-3-LED-LC R-OD35E-3-LED-LC	SC-OD35E-4-LED-LC R-OD35E-4-LED-LC	SC-OD35E-5-LED-LC R-OD35E-5-LED-LC	SC-OD35E-6-LED-LC R-OD35E-6-LED-LC
Length with (2) ends		39"	51"	63"	75"
Length without ends		36"	48"	60"	72"
Height with ends		82.25"	82.25"	82.25"	82.25"
Height without ends		82"	82"	82"	82"
Depth with ends		34.5"	34.5"	34.5"	34.5"
Depth without ends		34"	34"	34"	34"
Endless design		YES	YES	YES	YES
(Dimensions are +/- 1/4")					
Operating temperature		36°F to 40°F	36°F to 40°F	36°F to 40°F	36°F to 40°F
Refrigerant (expansion valve)	SC/R	R404A / R407A	R404A / R407A	R404A / R407A	R404A / R407A
Compressor size HP	SC	1/2	3/4	1	1
BTU's at +20°F Evap. Temp.	R	4906	6542	8176o	9813
Voltage	SC	115	115	115	115
Amperage	SC	16.0	13.0	16.0	16.0
Remote Voltage	R	115	115 / 208-230	115 / 208-230	115 / 208-230
Amperage, lights only	R	2.0	3.0	4.0	4.0
Cord and plug	SC	5-15P	L14-20P	L14-20P	L14-20P
	R	N/A	N/A	N/A	N/A
Exterior color		W, B, S	W, B, S	W, B, S	W, B, S
Interior color		W, B, S	W, B, S	W, B, S	W, B, S
# of rows / shelves		4/4	4/4	W, B, S	4/8
Shelf Size		(4) 18"	(4) 18"	(4) 18"	(8) 18"
<b>Shipping Info</b>					
Height		86"	86"	86"	86"
Depth		44"	44"	44"	44"
Length		61"	61"	61"	86"
Gross weight (SC/R)		710/Call for Info	975/Call for Info	1185/Call for Info	1185/Call for Info
Cubic feet		100	100		142

**(ALL WHITE OR ALL BLACK, NO EXTRA CHARGE—IF COLORS ARE MIXED AN ADDITIONAL CHARGE WILL APPLY)**

**Prefix**

SC = Self Contained  
R = Remote

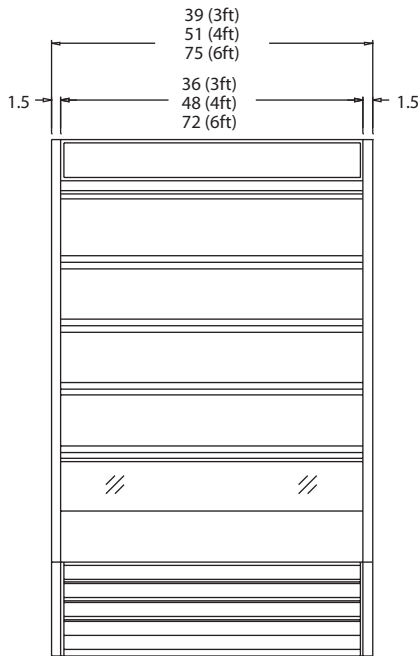
**Suffix**

B = Black  
W = White  
S = Stainless Steel  
LS = T8 lighting  
LED = LED lighting

- Cases are designed to operate at 75 degrees Fahrenheit and 55% relative humidity
- Cases are equipped with drains; check your local building codes for connection requirements.
- Specification subject to change without notice

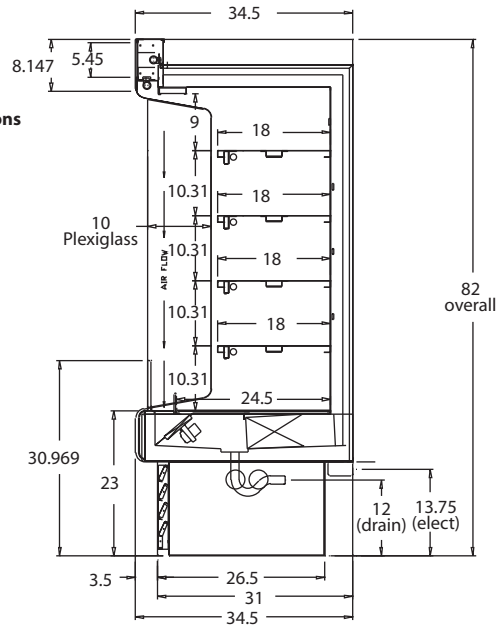
## Open Merchandisers – Straight Sides 35E Series – 82.25"H – Endless Design – Dairy

### Technical Data • Side View • Plan View

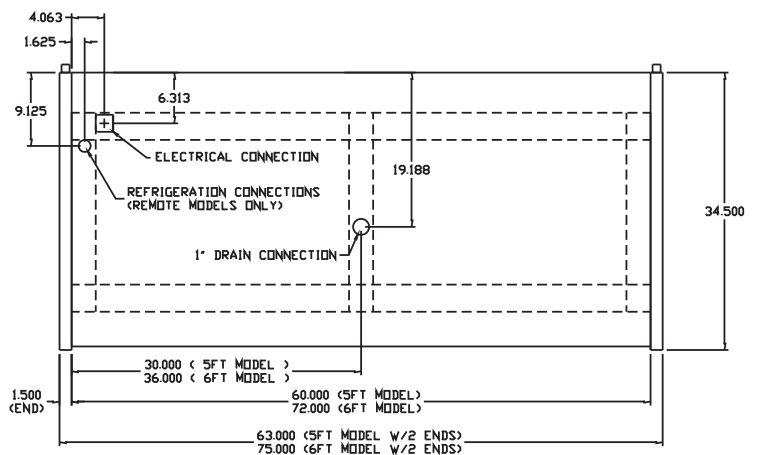
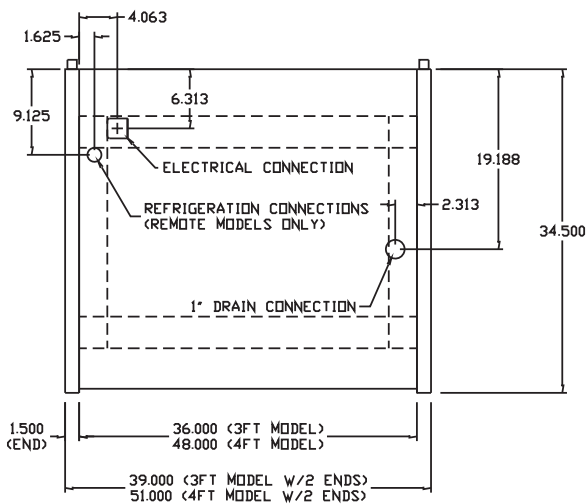


**Front View**

**Cabinet Overall Dimensions**  
 Height - 82  
 Depth - 34.5  
 Length - 3ft, 4ft, 6ft  
 4 - 18" shelves  
 Removeable rear spacer  
 for air venting  
 Lighted Canopy - Display  
 Front Grille Straight  
 Standard Bench Assembly



**Side View**



**Floor Plan Views**