

GR Series - Hinged Glass Doors Bottom Mount Refrigerators - 78.5"H



Model No.	Description	Length	Depth	Height	Voltage	Amps	HP/BTUs	Power Cord	Est. Ship Weight
Refrigerators									
GR19BM	One Door	26.50"	34.25"	78.50"	115	10.2	1/3	5-15P	330
GR42BM	Two Door	52.25"	34.25"	78.50"	115	11.0	1/3	5-15P	520
GR65BM	Three Door	78.00"	34.25"	78.50"	115	13.8	1/2	5-20P	720
GR88BM	Four Door	103.75"	34.25"	78.50"	115/208-230	6.40/7.10	3/4	L14-20P	1248

MODEL NUMBER PREFIX - SC = Self-contained R = Remote
 MODEL NUMBER SUFFIX - W = White B = Black S = Stainless Steel LED = LED lighting
 • Cases are designed to operate at 75 degrees Fahrenheit and 55% relative humidity
 • Cases are equipped with drains; check your local building codes for connection requirements.
 • Specification subject to change without notice
 IF COLORS ARE MIXED AN ADDITIONAL CHARGE WILL APPLY



GR Series - Hinged Glass Doors Bottom Mount Refrigerators - 78.5"H

Standard Specifications and Optional Features

CONSTRUCTION

- UL Classified to ANSI/NSF 7
- Heavy Duty Construction
- Foamed in place CFC free foam
- Removable front grille for easy servicing
- 1, 2, 3, or 4 Door models available
- Heavy duty edge mounted hinges

INTERIOR

- White aluminum ends and rear (optional black and stainless steel)
- White aluminum floors (optional black and stainless steel)
- Aluminum evaporator fan housing
- 4 Heavy duty epoxy coated shelves per door

EXTERIOR

- White aluminum ends and front (optional black and stainless steel)
- Triple pane glass doors 23-3/4" x 62-1/4"
- Doors - chrome finish (white and stainless steel)
- Doors - black finish (black)

LIGHTING

- Vertical LED light strips - standard
- 1 Dr = 2 LED light strips = 2 Lamps
- 2 Dr = 3 LED light strips = 4 Lamps
- 3 Dr = 4 LED light strips = 6 Lamps
- 4 Dr = 5 LED light strips = 8 Lamps

OPTIONAL FEATURES

- Door swing change
- Digital thermometer
- Extra shelf with clips
- Cantilever shelves
- Door locks
- Stainless steel, laminated or paint

ELECTRICAL REQUIREMENTS

- 10' Cord and plug see technical data
- UL/CUL listed
- 1, 2, 3 Door units, 115V
- 4 Door unit, 115V/208-230V

REFRIGERATION

- Bottom mounted condensing unit
- R134a refrigeration
- 1, 2, 3 Door units Capillary tube
- 4 Door unit Expansion valve
- Electronically controlled with audio alarm
- Automatic air defrost
- Electric evaporator pan - (115V-separate plug)
- Remote available
- ECM evaporator motors

Important Note:

All refrigerated cases are designed to operate in an environment of 75 degrees and 55% relative humidity. Product must be cooled before being displayed within the case.

DRAIN IS REQUIRED

GR Series - Hinged Glass Doors Bottom Mount Refrigerators - 78.5"H

Technical Data/Refrigerators

Model No. REFRIGERATORS	SC R	GR19BM R-GR19BM	GR42BM R-GR42BM	GR65BM R-GR65BM	GR88BM R-GR88BM
Length		26.5"	52.25"	78.00"	103.75"
Height		78.50"	78.50"	78.50"	78.50"
Depth w/drain cover & door handle		34.25"	34.25"	34.25"	34.25"
(Dimensions are +/- 1/4")					
Operating temperature		35°F to 39°F	35°F to 39°F	35°F to 39°F	35°F to 39°F
Refrigerant	SC	R134a	R134a	R134a	R134a
Remote Expansion Valve	R				
System type		Capillary tube	Capillary tube	Capillary tube	Expansion valve
Compressor size HP	SC	1/3	1/3	1/2	3/4
Refrigeration system		Electronic controlled	Electronic controlled	Electronic controlled	Electronic controlled
Defrost per day (24 hours)	Air Defrost	Electronic controlled	Electronic controlled	Electronic controlled	Electronic controlled
Defrost per day	R.	1 per day	1 per day	1 per day	1 per day
BTU's at +20°F Evap. Temp.	R	1300	1900	2600	3000
Voltage	SC	115	115	115	115/208-230
Amperage	SC	10.2	11.0	13.8	6.40/7.10
Voltage	SC	115	115	115	115
Amperage, lights, fans	R	2.6	3.4	4.1	6.4
Cord and plug	SC	5-15P	5-15P	5-20P	L14-20P
	R	NO	NO	NO	NO
Exterior color		W, B, S	W, B, S	W, B, S	W, B, S
Interior color		W, B, S	W, B, S	W, B, S	W, B, S
Door size		(1) 23.75" x 58.25"	(2) 23.75" x 58.25"	(3) 23.75" x 58.25"	(4) 23.75" x 58.25"
Total shelves		4	8	12	16
Shelf size		(4) 21.25" x 22.50"	(8) 22.75" x 21.50"	(8) 22.75" x 21.50" (4) 25.00" x 21.50"	(8) 22.75" x 21.50" (8) 25.00" x 21.50"
Cubic capacity		19	42	65	88
Shipping Info					
Height		86"	86"	86"	86"
Depth		44"	44"	44"	44"
Length		31"	58"	84"	109"
Gross weight SC/R		330/300	520/480	720/680	980/900
Cubic feet		68	127	184	228

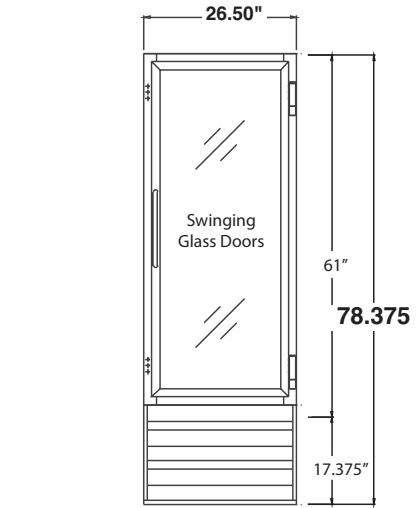
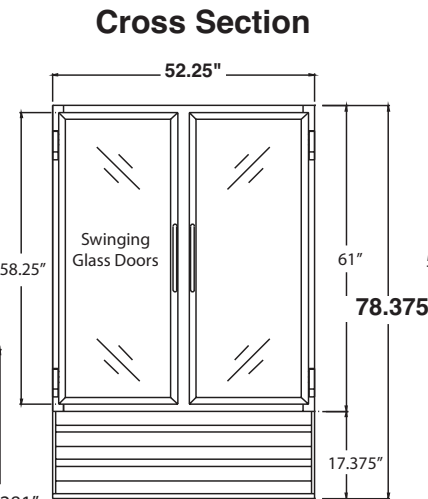
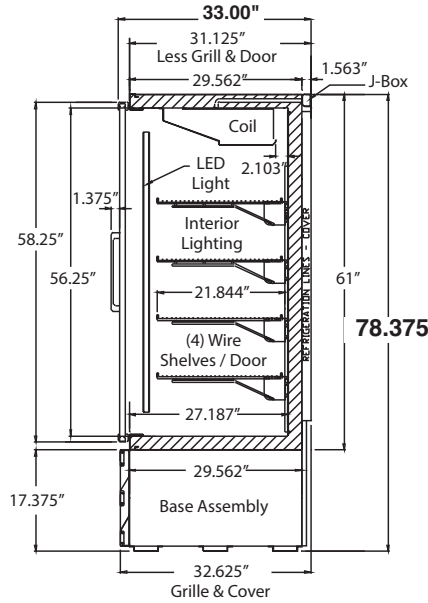
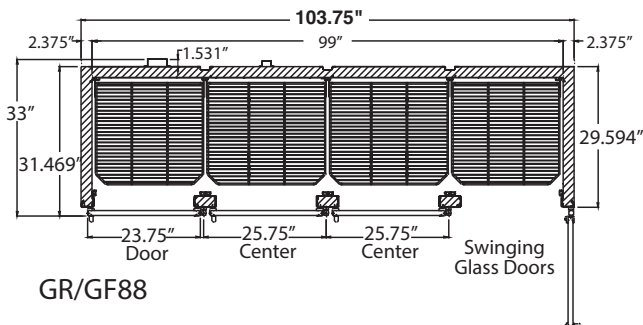
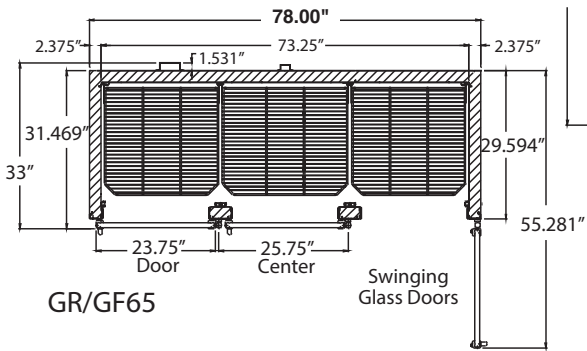
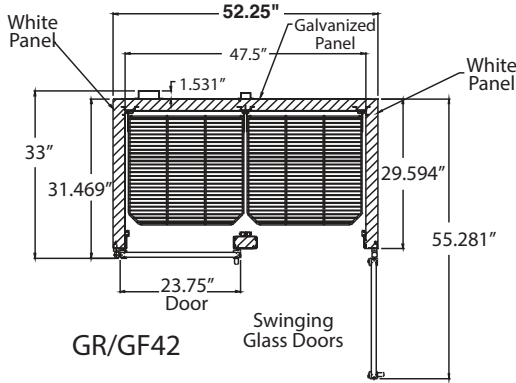
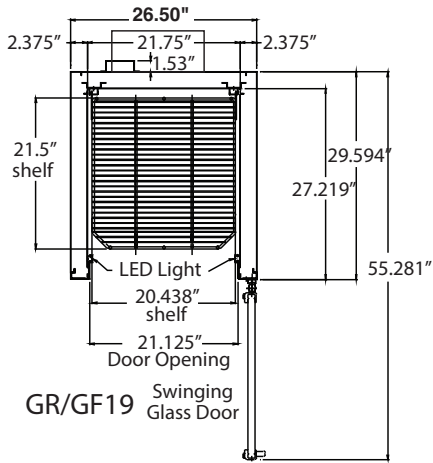
(ALL WHITE OR ALL BLACK, NO EXTRA CHARGE—IF COLORS ARE MIXED AN ADDITIONAL CHARGE WILL APPLY)

Prefix	Suffix
SC = Self-contained	B = Black
R = Remote	W = White
	S = Stainless Steel
	LED = LED lighting

- Cases are designed to operate at 75 degrees Fahrenheit and 55% relative humidity
- Cases are equipped with drains; check your local building codes for connection requirements.
- Specification subject to change without notice
- Remotes supplied with R407A-Expansion Valve* (does not include solenoid valves)
- All refrigerant and expansion values are subject to change per SNAP (EPA) regulations.

GR Series - Hinged Glass Doors Bottom Mount Refrigerators - 78.5"H Technical Data • Side View • Plan View

Plan Views



Front Views Swinging Glass Doors

