

Service Case Catalog

www.howardmccray.com

Howard McCray 831 East Cayuga Street, Philadelphia, PA. 19124 • 1-800-344-8222



34N SERIES CASES

Double Duty - Stand Alone Deli, Red Meat, Fish/Poultry, Hot Case

Features

- White, Black, Stainless Steel or Laminated Exterior
- White or Stainless Steel Interior
- Standard 1" Gray Bumper
- Epoxy Coated Main Deck Shelves
- Heavy Duty Bright Stainless Steel Top
- Expansion Valve System
- LED Lit Top
- Automatic Condensate Pan - Self Contained
- Full length Gravity Coil Located Inside Top
- Full length Gravity Coil Located Bottom in day Storage Area (Deli and Meat Only)
- 28" of Thermal Insulated Front Glass
- Extra Large Rear Doors
- Temperature & Defrost Electronically Controlled
- Full Length Mezzanine Shelf (Deli Only)
- Stainless Steel Ice Pan (Fish Only)
- Humidity Coil at Main Deck Level (Meat Only)
- UL Classified to ANSI/NSF 7

Hot Cases **NOW**
Available in 4', 6' & 8'

Model No.	Description	Depth	Length	Height	Voltage	Amps	HP/BTUs	Power Cord	Est. Ship Weight
SC-CDS34N-4-LED	Self contained	36.25"	48"	55"	115	12	1/4	5-15P	530
SC-CDS34N-6-LED	Self contained	34.25"	72"	55"	115	12	1/3	5-15P	742
SC-CDS34N-8-LED	Self contained	34.25"	96"	55"	115	16	1/2	5-20P	897
SC-CDS34N-10-LED	Self contained	34.25"	120"	55"	115	13.8	1/2	No	1150
SC-CDS34N-12-LED	Self contained	34.25"	144"	55"	115	17.4	3/4	No	1414
Model No.	Description	Depth	Length	Height	Voltage	Amps	HP/BTUs	Power Cord	Est. Ship Weight
R-CDS34N-4-LED	Remote	36.25"	48"	55"	115	0.8	1400	No	497
R-CDS34N-6-LED	Remote	34.25"	72"	55"	115	1.3	2100	No	693
R-CDS34N-8-LED	Remote	34.25"	96"	55"	115	1.6	2800	No	832
R-CDS34N-10-LED	Remote	34.25"	120"	55"	115	2.4	3500	No	1089
R-CDS34N-12-LED	Remote	34.25"	144"	55"	115	2.4	4200	No	1359

*External Removable Rear Door

Add (-B) for Black or (-SS) for Stainless Steel to model number CMS Red Meat model, CFS Fish and Poultry model, CHS hot case model

32E Series Cases Curved or Straight Glass Deli, Red Meat, Fish/Poultry

Features

Choice of White, Black, Stainless Steel or Laminated Exterior

Choice of White or Stainless Steel Interior

Epoxy Coated Main Deck Shelves

Heavy Duty Bright Stainless Steel Top

Standard 1" Gray Bumper

Expansion Valve System

Temperature & Defrost Electronically Controlled

Full length Gravity Coil Located Inside Top

Thermal Insulated Front Glass

LED Lit Top

UL Classified to ANSI/NSF 7

Automatic Condensate Pan - Self Contained

Endless Design for Continuous Lineups

Full Length Mezzanine Shelf (Deli Only)

Humidity Coil at Main Deck Level (Meat Only)

Stainless Steel Ice Pans with Drains (Fish Only)



Curved Glass Deli

Model No.	Description	Depth	Length	Height	Voltage	Amps	HP/BTUs	Power Cord	Est. Ship Weight
SC-CDS32E-4C-LED	Self contained	30.5"	50"	50.5"	115	12.0	1/4	5-15P	500
SC-CDS32E-6C-LED	Self contained	30.5"	74"	50.5"	115	12.0	1/3	5-15P	710
Model No.	Description	Depth	Length	Height	Voltage	Amps	HP/BTUs	Power Cord	Est. Ship Weight
R-CDS32E-4C-LED	Remote	30.5"	50"	50.5"	115	1.4	1400	No	460
R-CDS32E-6C-LED	Remote	30.5"	74"	50.5"	115	2.2	2100	No	660

Straight Glass Deli

Model No.	Description	Depth	Length	Height	Voltage	Amps	HP/BTUs	Power Cord	Est. Ship Weight
SC-CDS32E-4-LED	Self contained	30.5"	50"	49.6"	115	12	1/4	5-15P	470
SC-CDS32E-6-LED	Self contained	30.5"	74"	49.6"	115	12	1/3	5-15P	680
SC-CDS32E-8-LED	Self contained	30.5"	98"	49.6"	115	16	1/2	5-20P	910
Model No.	Description	Depth	Length	Height	Voltage	Amps	HP/BTUs	Power Cord	Est. Ship Weight
R-CDS32E-4-LED	Remote	30.5"	50"	49.6"	115	0.8	1400	No	430
R-CDS32E-6-LED	Remote	30.5"	74"	49.6"	115	1.6	2100	No	630
R-CDS32E-8-LED	Remote	30.5"	98"	49.6"	115	1.6	2800	No	860

*External Removable Rear Door

Add (-B) for Black or (-SS) for Stainless Steel to model number CMS Red Meat model, CFS Fish and Poultry model

35 SERIES CASES

Double Duty – Stand Alone

Deli, Red Meat, Fish/Poultry, Hot Case

Features

Choice of White, Black, Stainless Steel or Laminated Exterior
 Choice of White or Stainless Steel Interior
 Standard 1" Gray Bumper
 Epoxy Coated Main Deck Shelves
 Heavy Duty Bright Stainless Steel Top
 Expansion Valve System
 LED Lit Top
 Automatic Condensate Pan – Self Contained
 Full length Gravity Coil Located Inside Top
 Full length Gravity Coil Located Bottom Storage Area
 (Deli and Meat only)
 Thermal Insulated Front Glass
 Temperature & Defrost Electronically Controlled
 Full Length Mezzanine Shelf (Deli Only)
 Humidity Coil at Main Deck Level (Meat Only)
 Stainless Steel Ice Pans with Drains (Fish Only)
 UL Classified to ANSI/NSF 7



Hot Cases Available
 in 4', 6' & 8'

Model No.	Description	Depth	Length	Height	Voltage	Amps	HP/BTUs	Power Cord	Est. Ship Weight
SC-CDS35-4-LED	Self contained	37.5"	50"	52"	115	12	1/4	5-15P	500
SC-CDS35-6-LED	Self contained	35.5"	71"	52"	115	12	1/3	5-15P	645
SC-CDS35-8-LED	Self contained	35.5"	95"	52"	115	16	1/2	5-20P	900
SC-CDS35-10-LED	Self contained	35.5"	119"	52"	115	13.8	1/2	No	1230
SC-CDS35-12-LED	Self contained	35.5"	143"	52"	115	17.4	3/4	No	1344

Model No.	Description	Depth	Length	Height	Voltage	Amps	HP/BTUs	Power Cord	Est. Ship Weight
R-CDS35-4-LED	Remote	37.5"	50"	52"	115	0.8	1400	No	460
R-CDS35-6-LED	Remote	35.5"	71"	52"	115	1.3	2100	No	595
R-CDS35-8-LED	Remote	35.5"	95"	52"	115	1.6	2800	No	845
R-CDS35-10-LED	Remote	35.5"	119"	52"	115	2.4	3500	No	1175
R-CDS35-12-LED	Remote	35.5"	143"	52"	115	2.4	4200	No	1295

*External Removable Rear Door

Add (-B) for Black or (-SS) for Stainless Steel to model number CMS Red Meat model, CFS Fish and Poultry model, CHS hot case model

40E-C Series Cases Bakery

Features

Choice of White, Black, Stainless Steel or Laminated Exterior
 Choice of White or Stainless Steel Interior
 Epoxy Coated Main Deck Shelves
 Stainless Steel Heavy Gauge Top 13 $\frac{3}{4}$ "
 Extra Wide Double Bend Curved Glass
 Endless Design For Continuous Line Up
 Front 2" Gray Bumper
 LED Lit Top
 Full length Gravity Coil Located Inside Top
 Expansion Valve System
 UL Classified to ANSI/NSF 7
 Temperature & Defrost Electronically Controlled
 Two LED Lit Glass Shelves
 Available in Remote and Dry



Model No.	Description	Depth	Length	Height	Voltage	Amps	HP/BTUs	Power Cord	Est. Ship Weight
SC-CBS40E-4C-LED	Self contained	40"	51.5"	53"	115	12	1/4	Yes	530
SC-CBS40E-6C-LED	Self contained	40"	75.5"	53"	115	12	1/3	Yes	741
SC-CBS40E-8C-LED	Self contained	40"	99.5"	53"	115	16	1/2	Yes	891
Model No.	Description	Depth	Length	Height	Voltage	Amps	HP/BTUs	Power Cord	Est. Ship Weight
R-CBS40E-4C-LED	Remote	40"	51.5"	53"	115	0.8	820	No	497
R-CBS40E-6C-LED	Remote	40"	75.5"	53"	115	1.3	1230	No	693
R-CBS40E-8C-LED	Remote	40"	99.5"	53"	115	1.6	1640	No	832

*External Removable Rear Door

Add (-B) for Black or (-SS) for Stainless Steel to model number, CMS Red Meat model, CFS Fish and Poultry model, add (D) for Dry model

40E-C Series Cases Deli, Red Meat, Fish/Poultry

Features

Choice of White, Black, Stainless Steel or Laminated Exterior
 Choice of White or Stainless Steel Interior
 Epoxy Coated Main Deck Shelves
 Stainless Steel Heavy Gauge Top 13¾"
 Extra Wide Double Bend Curved Glass
 Endless Design For Continuous Line Up
 Front 2" Gray Bumper
 LED Lit Top
 Full length Gravity Coil Located Inside Top
 Expansion Valve System
 UL Classified to ANSI/NSF 7
 Temperature & Defrost Electronically Controlled
 Full Length Mezzanine Shelf (Deli Only)
 Humidity Coil at Main Deck Level (Meat Only)
 Stainless Steel Ice Pans with Drains (Fish Only)



Model No.	Description	Depth	Length	Height	Voltage	Amps	HP/BTUs	Power Cord	Est. Ship Weight
SC-CDS40E-4C-LED	Self contained	40"	51.5"	53"	115	12	1/4	5-15P	530
SC-CDS40E-6C-LED	Self contained	40"	75.5"	53"	115	12	1/3	5-15P	741
SC-CDS40E-8C-LED	Self contained	40"	99.5"	53"	115	16	1/2	5-20P	983
Model No.	Description	Depth	Length	Height	Voltage	Amps	HP/BTUs	Power Cord	Est. Ship Weight
R-CDS40E-4C-LED	Remote	40"	51.5"	53"	115	0.8	1400	No	497
R-CDS40E-6C-LED	Remote	40"	75.5"	53"	115	1.3	2100	No	693
R-CDS40E-8C-LED	Remote	40"	99.5"	53"	115	1.6	2800	No	890


*External Removable Rear Door

Add (-B) for Black or (-SS) for Stainless Steel to model number, CMS Red Meat model, CFS Fish and Poultry model

40E Series Cases Deli, Red Meat, Fish/Poultry, Hot Case

Features

Choice of White, Black, Stainless Steel or Laminated Exterior
Choice of White or Stainless Steel Interior
Epoxy Coated Main Deck Shelves
Stainless Steel Heavy Gauge Top 20"
Thermal Insulated Front Glass
Endless Design For Continuous Line Up
Front 1" Gray Bumper
LED Lit Top
Full length Gravity Coil Located Inside Top
Expansion Valve System
UL Classified to ANSI/NSF 7
Temperature & Defrost Electronically Controlled
Full Length Mezzanine Shelf (Deli Only)
Humidity Coil at Main Deck Level (Meat Only)
Stainless Steel Ice Pans with Drains (Fish Only)



Hot Cases Available
in 4', 6' & 8'

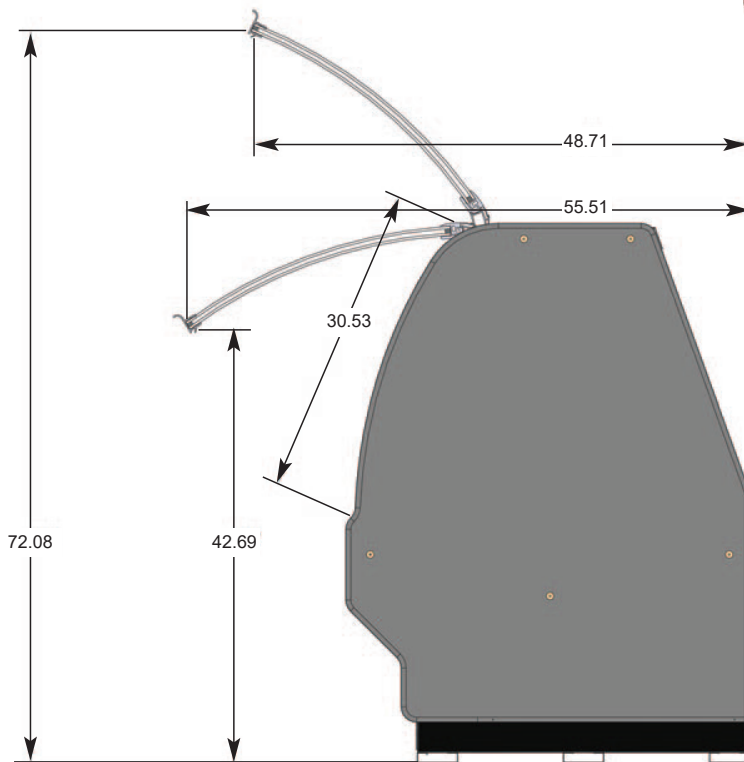
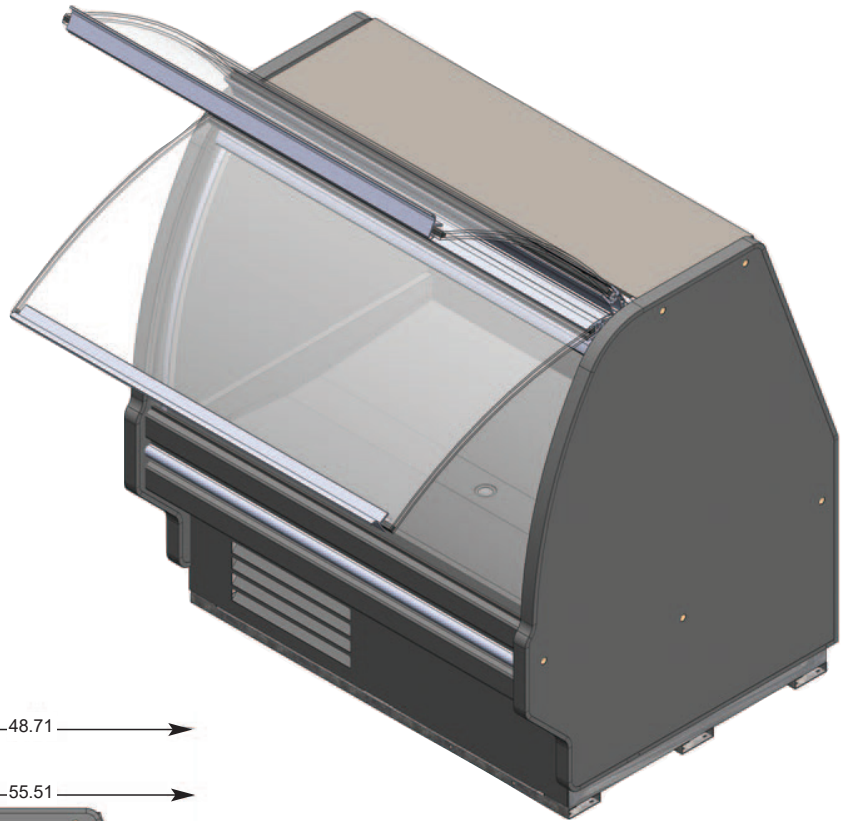
Model No.	Description	Depth	Length	Height	Voltage	Amps	HP/BTUs	Power Cord	Est. Ship Weight
SC-CDS40E-4-LED	Self contained	40"	52.5"	53"	115	12	1/4	Yes	530
SC-CDS40E-6-LED	Self contained	40"	76.5"	53"	115	12	1/3	Yes	741
SC-CDS40E-8-LED	Self contained	40"	100.5"	53"	115	16	1/2	Yes	983
SC-CDS40E-10-LED	Self contained	40"	124.5"	53"	115	13.8	1/2	No	1150
SC-CDS40E-12-LED	Self contained	40"	148.5"	53"	115	17.4	3/4	No	1396
Model No.	Description	Depth	Length	Height	Voltage	Amps	HP/BTUs	Power Cord	Est. Ship Weight
R-CDS40E-4-LED	Remote	40"	52.5"	53"	115	0.8	1400	No	497
R-CDS40E-6-LED	Remote	40"	76.5"	53"	115	1.3	2100	No	693
R-CDS40E-8-LED	Remote	40"	100.5"	53"	115	1.6	2800	No	890
R-CDS40E-10-LED	Remote	40"	124.5"	53"	115	2.4	3500	No	1089
R-CDS40E-12-LED	Remote	40"	148.5"	53"	115	2.4	4250	No	1325

Add (-B) for Black or (-SS) for Stainless Steel to model number, CMS Red Meat model, CFS Fish and Poultry model, CHS Hot case model


COMING SOON! FRONT ACCESS SERVICE CASES

With Lift-Up Front Glass
Designed for Small Market Formats
2 Styles

40" Deep
Available In:
Deli, Red Meat, Fish/Poultry
Self Contained - 4' & 6' lengths
Remote - 4' & 6' lengths
Endless Design



Howard McCray



**Howard
McCray**
www.howardmccray.com

Howard Mcray 831 East Cayuga Street, Philadelphia, PA 19124 • 1-800-344-8222