

Service Case Catalog



**Howard
McCray**

Chill With Confidence

831 East Cayuga Street, Philadelphia, PA 19124
1-800-344-8222 • www.howardmccray.com

2025



NEW PRODUCT

34N SERIES CASES

Double Duty - Stand Alone
Deli, Red Meat, Fish/Poultry



Hot Cases **NOW**
Available in 6' & 8' Only



Features

- White, Black, Stainless Steel or Laminated Exterior
- White or Stainless Steel Interior
- Standard 1" Gray Bumper
- Epoxy Coated Main Deck Shelves
- Heavy Duty Bright Stainless Steel Top
- Expansion Valve System
- LED Lit Top
- Automatic Condensate Pan - Self Contained
- Full length Gravity Coil Located Inside Top
- Full length Gravity Coil Located Bottom in day Storage Area (Deli and Meat Only)
- 28" of Thermal Insulated Front Glass
- Extra Large Rear Doors
- Temperature & Defrost Electronically Controlled
- Full Length Mezzanine Shelf (Deli Only)
- Stainless Steel Ice Pan (Fish Only)
- Humidity Coil at Main Deck Level (Meat Only)
- UL Classified to ANSI/NSF 7

Deli

Model No.	Description	Depth	Length	Height	Voltage	Amps	HP/BTUs	Power Cord	Est. Ship Wt
SC-CDS34N-4-LED	SELF CONTAINED	36.25"*	48"	55"	115	6.0	1/4	5-15P	530#
SC-CDS34N-6-LED	SELF CONTAINED	34.25"	72"	55"	115	8.7	1/3	5-15P	742#
SC-CDS34N-8-LED	SELF CONTAINED	34.25"	96"	55"	115	11.2	1/2	5-20P	897#
SC-CDS34N-10-LED	SELF CONTAINED	34.25"	120"	55"	115	13.8	1/2	NO	1150#
SC-CDS34N-12-LED	SELF CONTAINED	34.25"	144"	55"	115	17.4	3/4	NO	1414#
R-CDS34N-4-LED	REMOTE	34.25"	48"	55"	115	0.8	820	NO	497#
R-CDS34N-6-LED	REMOTE	34.25"	72"	55"	115	1.3	1230	NO	693#
R-CDS34N-8-LED	REMOTE	34.25"	96"	55"	115	1.6	1640	NO	832#
R-CDS34N-10-LED	REMOTE	34.25"	120"	55"	115	2.4	2050	NO	1989#
R-CDS34N-12-LED	REMOTE	34.25"	144"	55"	115	2.4	2460	NO	1359#

*External Removable Rear Door

Add (-B) for Black or (-SS) for Stainless Steel to model number
CMS Red Meat model, CFS Fish and Poultry model



Contact us at: sales@howardmccray.com • Website: www.HowardMcCray.com

32E Series Cases Curved or Straight Glass Deli, Red Meat, Fish/Poultry

Features

Choice of White, Black, Stainless Steel or Laminated Exterior
Choice of White or Stainless Steel Interior
Epoxy Coated Main Deck Shelves
Heavy Duty Bright Stainless Steel Top
Standard 1" Gray Bumper
Expansion Valve System
Temperature & Defrost Electronically Controlled
Full length Gravity Coil Located Inside Top
Thermal Insulated Front Glass
LED Lit Top
UL Classified to ANSI/NSF 7
Automatic Condensate Pan - Self Contained
Endless Design for Continuous Lineups
Full Length Mezzanine Shelf (Deli Only)
Humidity Coil at Main Deck Level (Meat Only)
Stainless Steel Ice Pans with Drains (Fish Only)



Curved Glass Deli

Model No.	Description	Depth	Length	Height	Voltage	Amps	HP/BTUs	Power Cord	Est. Ship Wt
SC-CDS32E-4C-LED	SELF CONTAINED	30.5"	50"	50.5	115	6.6	1/4	5-15P	500#
SC-CDS32E-6C-LED	SELF CONTAINED	30.5"	74"	50.5	115	9.7	1/3	5-15P	710#
SC-CDS32E-8C-LED	SELF CONTAINED	30.5"	98"	50.5	115	12.4	1/2	5-20P	940#
R-CDS32E-4C-LED	REMOTE	30.5"	50"	50.5	115	1.4	1400	NO	460#
R-CDS32E-6C-LED	REMOTE	30.5"	74"	50.5	115	2.2	2100	NO	660#
R-CDS32E-8C-LED	REMOTE	30.5"	98"	50.5	115	2.8	2800	NO	910#

Straight Glass Deli

Model No.	Description	Depth	Length	Height	Voltage	Amps	HP	Power Cord	Est. Ship Wt
SC-CDS32E-4-LED	SELF CONTAINED	30.5"	50"	49.6"	115	6.0	1/4	5-15P	470#
SC-CDS32E-6-LED	SELF CONTAINED	30.5"	74"	49.6"	115	9.1	1/3	5-15P	680#
SC-CDS32E-8-LED	SELF CONTAINED	30.5"	98"	49.6"	115	11.2	1/2	5-20P	910#
R-CDS32E-4-LED	REMOTE	30.5"	50"	49.6"	115	0.8	1400	NO	430#
R-CDS32E-6-LED	REMOTE	30.5"	74"	49.6"	115	1.6	2100	NO	630#
R-CDS32E-8-LED	REMOTE	30.5"	98"	49.6"	115	1.6	2800	NO	860#

Add (-B) for Black or (-SS) for Stainless Steel to model number,
CMS Red Meat model, CFS Fish and Poultry model

Service Cases

Features

Choice of White, Black, Stainless Steel or Laminated Exterior
 Choice of White or Stainless Steel Interior
 Epoxy Coated Main Deck Shelves
 Heavy Duty Bright Stainless Steel Top
 Standard 1" Gray Bumper
 Expansion Valve System
 Temperature & Defrost Electronically Controlled
 Full length Gravity Coil Located Inside Top
 Full length Gravity Coil Located Bottom Storage Area (Deli and Meat Only)
 Thermal Insulated Front Glass
 LED Lit Top
 UL Classified to ANSI/NSF 7
 Automatic Condensate Pan - Self Contained
 Endless Design for Continuous Lineups
 Full Length Mezzanine Shelf (Deli Only)
 Humidity Coil at Main Deck Level (Meat Only)
 Stainless Steel Ice Pans with Drains (Fish Only)

34E SERIES CASES Double Duty Deli, Red Meat, Fish/Poultry



Deli

Model No.	Description	Depth	Length	Height	Voltage	Amps	HP/ BTU	Power Cord	Est. Ship Wt
SC-CDS34E-4-LED	SELF CONTAINED	36.5" *	52.5"	53.5"	115	6.0	1/4	5-15P	530#
SC-CDS34E-6-LED	SELF CONTAINED	34.5"	76.5"	53.5"	115	8.7	1/3	5-15P	741#
SC-CDS34E-8-LED	SELF CONTAINED	34.5"	100.5"	53.5"	115	11.2	1/2	5-20P	897#
SC-CDS34E-10-LED	SELF CONTAINED	34.5"	124.5"	53.5"	115	13.8	1/2	NO	1150#
SC-CDS34E-12-LED	SELF CONTAINED	34.5"	148.5"	53.5"	115	17.4	3/4	NO	1414#
R-CDS34E-4-LED	REMOTE	34.5"	52.5"	53.5"	115	0.8	1400	NO	497#
R-CDS34E-6-LED	REMOTE	34.5"	76.5"	53.5"	115	1.3	2100	NO	693#
R-CDS34E-8-LED	REMOTE	34.5"	100.5"	53.5"	115	1.6	2800	NO	832#
R-CDS34E-10-LED	REMOTE	34.5"	124.5"	53.5"	115	2.4	3500	NO	1089#
R-CDS34E-12-LED	REMOTE	34.5"	148.5"	53.5"	115	2.4	4200	NO	1359#

*External Removable Rear Door

Add (-B) for Black or (-SS) for Stainless Steel to model number,,
 CMS Red Meat model, CFS Fish and Poultry model



35 SERIES CASES

Double Duty - Stand Alone

Deli, Red Meat, Fish/Poultry, Hot Case

Features

Choice of White, Black, Stainless Steel or Laminated Exterior
 Choice of White or Stainless Steel Interior
 Standard 1" Gray Bumper
 Epoxy Coated Main Deck Shelves
 Heavy Duty Bright Stainless Steel Top
 Expansion Valve System
 LED Lit Top
 Automatic Condensate Pan - Self Contained
 Full length Gravity Coil Located Inside Top
 Full length Gravity Coil Located Bottom Storage Area
 (Deli and Meat only)
 Thermal Insulated Front Glass
 Temperature & Defrost Electronically Controlled
 Full Length Mezzanine Shelf (Deli Only)
 Humidity Coil at Main Deck Level (Meat Only)
 Stainless Steel Ice Pans with Drains (Fish Only)
 UL Classified to ANSI/NSF 7



Hot Cases Available
in 4', 6' & 8' Only



Deli

Model No.	Description	Depth	Length	Height	Voltage	Amps	HP/ BTUs	Power Cord	Est. Ship Wt
SC-CDS35-4-LED	SELF CONTAINED	37.5"*	50"	53"	115	6.0	1/4	5-15P	500#
SC-CDS35-6-LED	SELF CONTAINED	35.5"	71"	53"	115	8.7	1/3	5-15P	645#
SC-CDS35-8-LED	SELF CONTAINED	35.5"	95"	53"	115	11.2	1/2	5-20P	900#
SC-CDS35-10-LED	SELF CONTAINED	35.5"	119"	53"	115	13.8	1/2	NO	1230#
SC-CDS35-12-LED	SELF CONTAINED	35.5"	143"	53"	115	17.4	3/4	NO	1344#
R-CDS35-4-LED	REMOTE	35.5"	50"	53"	115	0.8	1400	NO	460#
R-CDS35-6-LED	REMOTE	35.5"	71"	53"	115	1.3	2100	NO	595#
R-CDS35-8-LED	REMOTE	35.5"	95"	53"	115	1.6	2800	NO	845#
R-CDS35-10-LED	REMOTE	35.5"	119"	53"	115	2.4	3500	NO	1175#
R-CDS35-12-LED	REMOTE	35.5"	143"	53"	115	2.4	4200	NO	1128#

*External Removable Rear Door

Add (-B) for Black or (-SS) for Stainless Steel to model number, (PT) Pass Thru Delis only,
 CMS Red Meat model, CFS Fish and Poultry model

40E-C Series Cases Bakery

Features

Choice of White, Black, Stainless Steel or Laminated Exterior
 Choice of White or Stainless Steel Interior
 Epoxy Coated Main Deck Shelves
 Stainless Steel Heavy Gauge Top 13 $\frac{3}{4}$ "
 Extra Wide Double Bend Curved Glass
 Endless Design For Continuous Line Up
 Front 2" Gray Bumper
 LED Lit Top
 Full length Gravity Coil Located Inside Top
 Expansion Valve System
 UL Classified to ANSI/NSF 7
 Temperature & Defrost Electronically Controlled
 LED Lit Full Length Mezzanine Shelf (Deli Only)
 Humidity Coil at Main Deck Level (Meat Only)
 Stainless Steel Ice Pans with Drains (Fish Only)
 Two LED Lit Glass Shelves (Bakery Only)



Bakery Curved Glass

Model No.	Description	Depth	Length	Height	Voltage	Amps	HP/BTUs	Power Cord	Est. Ship Wt
SC-CBS40E-4C-LED	SELF CONTAINED	40"	51.5"	53"	115	6.0	1/4	YES	530#
SC-CBS40E-6C-LED	SELF CONTAINED	40"	75.5"	53"	115	8.7	1/3	YES	741#
SC-CBS40E-8C-LED	SELF CONTAINED	40"	99.5"	53"	115	11.2	1/2	YES	940#
R-CBS40E-4C-LED	REMOTE	40"	51.5"	53"	115	0.8	1400	NO	497#
R-CBS40E-6C-LED	REMOTE	40"	75.5"	53"	115	1.3	2100	NO	693#
R-CBS40E-8C-LED	REMOTE	40"	99.5"	53"	115	1.6	2800	NO	910#

Add (-BE) for Black or (-SS) for Stainless Steel to model number



40E-C Series Cases Deli, Red Meat, Fish/Poultry

Features

Choice of White, Black, Stainless Steel or Laminated Exterior
 Choice of White or Stainless Steel Interior
 Epoxy Coated Main Deck Shelves
 Stainless Steel Heavy Gauge Top 13¾"
 Extra Wide Double Bend Curved Glass
 Endless Design For Continuous Line Up
 Front 2" Gray Bumper
 LED Lit Top
 Full length Gravity Coil Located Inside Top
 Expansion Valve System
 UL Classified to ANSI/NSF 7
 Temperature & Defrost Electronically Controlled
 LED Lit Full Length Mezzanine Shelf (Deli Only)
 Humidity Coil at Main Deck Level (Meat Only)
 Stainless Steel Ice Pans with Drains (Fish Only)
 Two LED Lit Glass Shelves (Bakery Only)



Curved Glass

Model No.	Description	Depth	Length	Height	Voltage	Amps	HP/BTUs	Power Cord	Est. Ship Wt
SC-CDS40E-4C-LED	SELF CONTAINED	40"	51.5"	53"	115	6.0	1/4	YES	530#
SC-CDS40E-6C-LED	SELF CONTAINED	40"	75.5"	53"	115	8.7	1/3	YES	741#
SC-CDS40E-8C-LED	SELF CONTAINED	40"	99.5"	53"	115	11.2	1/2	YES	940#
R-CDS40E-4C-LED	REMOTE	40"	51.5"	53"	115	0.8	1400	NO	497#
R-CDS40E-6C-LED	REMOTE	40"	75.5"	53"	115	1.3	2100	NO	693#
R-CDS40E-8C-LED	REMOTE	40"	99.5"	53"	115	1.6	2800	NO	910#


Add (-B) for Black or (-SS) for Stainless Steel to model number,
 CMS Red Meat model, CFS Fish and Poultry model

Service Cases

40E Series Cases Deli, Red Meat, Fish/Poultry, Hot Case

Features

Choice of White, Black, Stainless Steel or Laminated Exterior
Choice of White or Stainless Steel Interior
Epoxy Coated Main Deck Shelves
Stainless Steel Heavy Gauge Top 20"
Thermal Insulated Front Glass
Endless Design For Continuous Line Up
Front 1" Gray Bumper
LED Lit Top
Full length Gravity Coil Located Inside Top
Expansion Valve System
UL Classified to ANSI/NSF 7
Temperature & Defrost Electronically Controlled
Full Length Mezzanine Shelf (Deli Only)
Humidity Coil at Main Deck Level (Meat Only)
Stainless Steel Ice Pans with Drains (Fish Only)



Hot Cases Available
in 4', 6' & 8' Only

Straight Glass

Model No.	Description	Depth	Length	Height	Voltage	Amps	HP/BTUs	Power Cord	Est. Ship Wt
SC-CDS40E-4-LED	SELF CONTAINED	40"	52.5"	53"	115	6.0	1/4	YES	530#
SC-CDS40E-6-LED	SELF CONTAINED	40"	76.5"	53"	115	8.7	1/3	YES	741#
SC-CDS40E-8-LED	SELF CONTAINED	40"	100.5"	53"	115	11.2	1/2	YES	983#
SC-CDS40E-10-LED	SELF CONTAINED	40"	124.5"	53"	115	13.8	1/2	NO	1150#
SC-CDS40E-12-LED	SELF CONTAINED	40"	148.5"	53"	115	17.4	3/4	NO	1396#
R-CDS40E-4-LED	REMOTE	40"	52.5"	53"	115	0.8	1400	NO	497#
R-CDS40E-6-LED	REMOTE	40"	76.5"	53"	115	1.3	2100	NO	693#
R-CDS40E-8-LED	REMOTE	40"	100.5"	53"	115	1.6	2800	NO	890#
R-CDS40E-10-LED	REMOTE	40"	124.5"	53"	115	2.4	3500	NO	1089#
R-CDS40E-12-LED	REMOTE	40"	148.5"	53"	115	2.4	4250	NO	1325#

Add (-B) for Black or (-SS) for Stainless Steel to model number,
CMS Red Meat model, CFS Fish and Poultry model



Contact us at: sales@howardmccray.com • Website: www.HowardMcCray.com

COMING SOON!

FRONT ACCESS SERVICE CASES

with Lift-Up Front Glass

Designed for
Small Market Formats

2 Styles

40" Deep

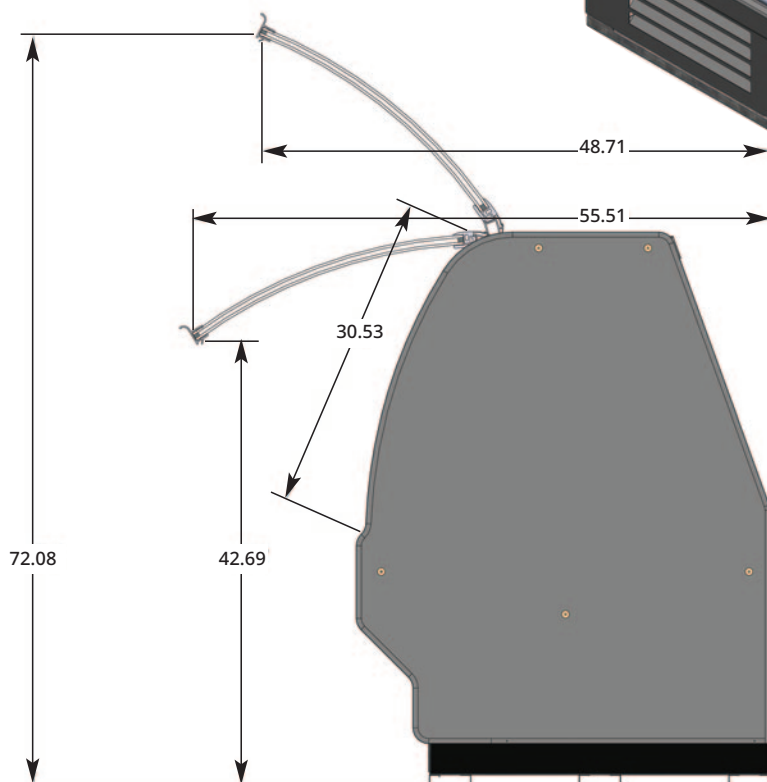
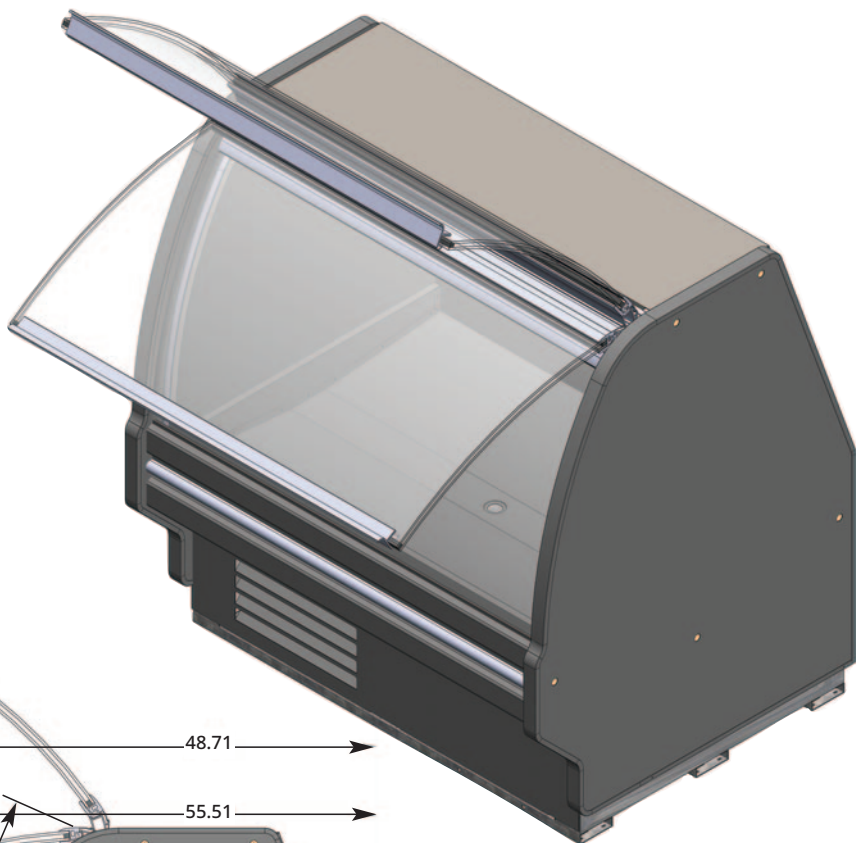
Available In:

Deli, Red Meat, Fish/Poultry

Self Contained - 4' & 6' lengths


Remote - 4' & 6' lengths

Endless Design



Custom Installations





831 East Cayuga Street, Philadelphia, PA 19124
1-800-344-8222 • www.howardmccray.com