

Open Merchandisers

40E Series – Endless Design - Curved Multi Purpose



Model No.	Description	Length	Depth	Height	Voltage	Amps	HP/BTUs	Power Cord	Est. Ship Weight
SC-OD40E-3L-LED	Self Contained	39"	40"	53"	115	14	1/2	5-20P	655
SC-OD40E-4L-LED	Self Contained	51"	40"	53"	115	15	1/2	5-20P	685
SC-OD40E-6L-LED	Self Contained	75"	40"	53"	115/208-230	16	3/4	L14-20P	850
R-OD40E-3L-LED	Remote	39"	40"	53"	115	2.0	3550	No	520
R-OD40E-4L-LED	Remote	51"	40"	53"	115	3.0	4733	No	550
R-OD40E-6L-LED	Remote	75"	40"	53"	115	4.0	7100	No	710

(ALL WHITE OR ALL BLACK, NO EXTRA CHARGE—IF COLORS ARE MIXED AN ADDITIONAL CHARGE WILL APPLY)

Prefix	Suffix
SC = Self Contained	B = Black
R = Remote	W = White
	S = Stainless Steel
	LED = LED lighting

- Cases are designed to operate at 75 degrees Fahrenheit and 55% relative humidity
- Cases are equipped with drains; check your local building codes for connection requirements.
- Specification subject to change without notice



Howard McCray • 831 East Cayuga St • Philadelphia, PA 19124 USA • (215) 464-6800
 1-800-344-8222 • Fax (215) 969-4890 • E-Mail: sales@howardmccray.com • www.howardmccray.com

Open Merchandisers

40E Series – Endless Design - Curved Multi Purpose

Standard Specifications and Optional Features

CONSTRUCTION

- Foamed in place CFC free foam
- Heavy gauge steel super structure
- Multi deck

INTERIOR

- Removable floor pans
- Perforated rear wall (for even air distribution)
- Full length lighting at top of unit
- 2 levels of shelving
- 3 levels of product display
- Stylish tag molding on each shelf

EXTERIOR

- Removable front grille allows for cleaning and servicing
- 1" designer gray/black bumper
- White, black or stainless steel exterior
- White, black or stainless steel interior
- White, black or stainless steel end trim

FINISHES

- White, black, or stainless steel end panels
- White, black, or stainless steel front rail
- White, black, or stainless steel front color band
- White, black, or stainless steel end trim

LIGHTING

- 1 row at inside top of LED LIGHTING
- Option lit shelves

ELECTRICAL REQUIREMENTS

- Cord and Plug
- 3' - 4' 115V, 5-20P,
- 6' 115/208/230, L14-20P
- See Tech page for details on voltage

REFRIGERATION

- SC - expansion valve system
- Low velocity fans located below deck area (to insure even flow of air)
- Electronic Control System Maintains Balanced Temperatures
- Air screen technology
- Self contained system
- Copeland hermetic unit
- Remotes available
- UL/CUL listed UL Classified to ANSI/NSF7

OPTIONS

- Laminated or paint exterior
- Night covers
- Security cover
- Step shelves
- Insulated divider for line ups
- Insulated divider for line ups w/40EC service cases
- Plexiglas divider for line ups
- Product stops on shelving
- Digital thermometer

Important Note:

All refrigerated cases are designed to operate in an environment of 75 degrees and 55% relative humidity.

Product must be cooled before being displayed within the case.

DRAIN IS REQUIRED

Open Merchandisers

40E Series – Endless Design - Curved Multi Purpose

Technical Data

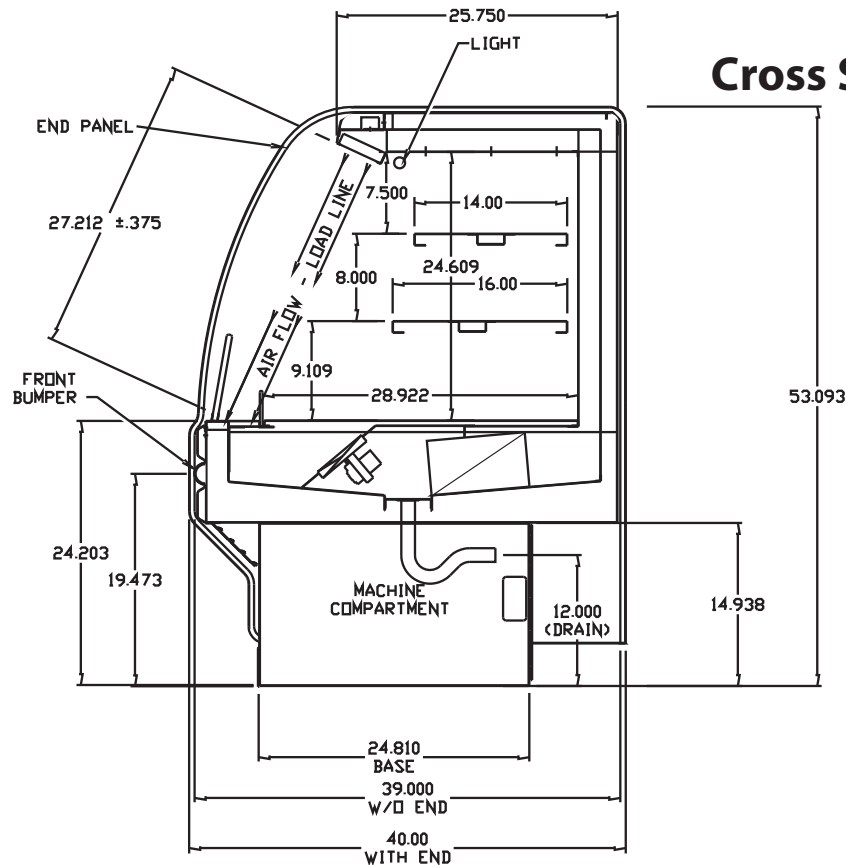
Model No.	SC R	SC-OD40E-3L-LED R-OD40E-3L-LED	SC-OD40E-4L-LED R-OD40E-4L-LED	SC-OD40E-6L-LED R-OD40E-6L-LED
Length with (2) ends		39"	51"	75"
Length without ends		36"	48"	72"
Height with ends		53"	53"	53"
Height without ends		52"	52"	52"
Depth with ends		40"	40"	40"
Depth without ends		39"	39"	39"
Endless design (Dimensions are +/- 1/4")		YES	YES	YES
Operating temperature		36°F to 40°F	36°F to 40°F	36°F to 40°F
Refrigerant (expansion valve)	SC			
Refrigerant (expansion valve)	R			
Compressor size HP	SC	1/2	1/2	3/4
Defrost per day (24 hours)	Air Defrost	6 per day	6 per day	6 per day
BTU's at +20°F Evap. Temp.	R	3550	4733	7100
Voltage	SC	115	115	115/208-230
Amperage	SC	14	15	16
Remote Voltage	R	115	115	115
Amperage, lights only	R	2.0	3.0	4.0
Cord and plug	SC	5-20P	5-20P	L14-20P
	R	NO	NO	NO
Exterior color		W, B, S	W, B, S	W, B, S
Interior color		W, B, S	W, B, S	W, B, S
# of shelves		2	2	2
Shelf size depth		14" & 16"	14" & 16"	14" & 16"
Shipping Info				
Height		58"	58"	58"
Depth		47"	47"	47"
Length		61"	61"	87"
Gross weight SC/R		665/520	685/550	850/710
Cubic feet		100	100	137

- Cases are designed to operate at 75 degrees Fahrenheit and 55% relative humidity
- Cases are equipped with drains; check your local building codes for connection requirements.
- Specification subject to change without notice

Open Merchandisers

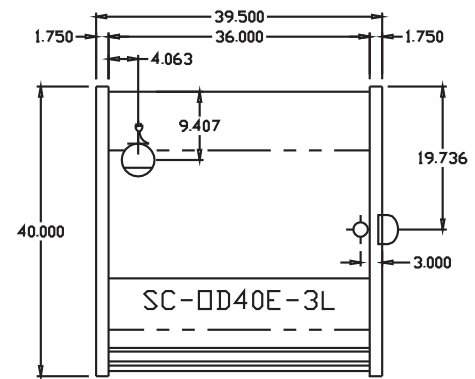
40E Series – Endless Design - Curved Multi Purpose

Technical Data • Side View • Plan View

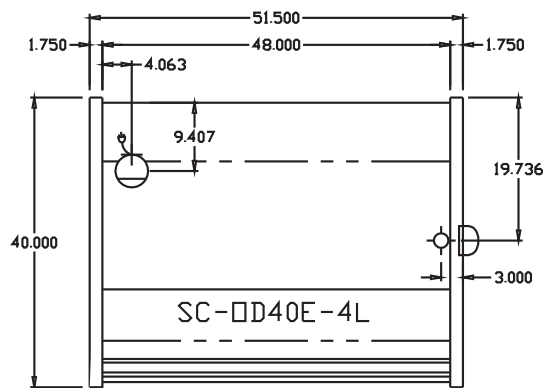


Cross Section

Plan View



Plan View



Plan View

