

LOW BASE - MAXIMUM VIEW - PRODUCE

35E SERIES – ENDLESS DESIGN (SC) 78.5" H (R) 60"H



SC-OP35E-4L-LB-B*
*ARTIST RENDERING



R-OP35E-4L-LB-B*
ARTIST RENDERING

REMOTE MODEL NO.	DESCRIPTION	LENGTH	DEPTH	HEIGHT	VOLTAGE	AMPS	HP/ BTUS	POWER CORD	EST. SHIP WEIGHT
SC-OP35E-4L-LB-B	Self Contained	51.00"	34.50"	74.00"	115/208-230	13.0	1/2	L14-20P	895
R-OP35E-4L-LB-B	Remote	51.00"	34.50"	60.00"	115	3.0	4733	No	550

(ALL WHITE OR ALL BLACK, NO EXTRA CHARGE—IF COLORS ARE MIXED AN ADDITIONAL CHARGE WILL APPLY)

Prefix	Suffix
SC = Self Contained	B = Black
R = Remote	W = White
	S = Stainless Steel
	LED = LED lighting

- Cases are designed to operate at 75 degrees Fahrenheit and 55% relative humidity
- Cases are equipped with drains; check your local building codes for connection requirements.
- Specification subject to change without notice



Howard McCray • 831 East Cayuga St • Philadelphia, PA 19124 USA • (215) 464-6800
1-800-344-8222 • Fax (215) 969-4890 • E-Mail: sales@howardmccray.com • www.howardmccray.com

LOW BASE - MAXIMUM VIEW - PRODUCE 35E SERIES – ENDLESS DESIGN (SC) 78.5" H (R) 60"H

STANDARD SPECIFICATIONS AND OPTIONAL FEATURES

CONSTRUCTION

- **NEW** Lower base, maximizes display space
- UL Classified to ANSI/NSF 7
- Foamed in place CFC free foam
- Heavy gauge steel super structure
- Multi deck
- Endless design allows for continuous line up (Remotes Only)

INTERIOR

- Black
- Removable black floor pans
- Black perforated rear wall (for even air distribution)
- Full length lighting at top of unit
- 2 levels of lighted shelving
- 3 levels of product display
- Full length mirror to enhance product display
- Price tag molding on each shelf

EXTERIOR

- Black ends, front and rear
- Removeable front grill allows for cleaning and servicing
- 1" bumper
- 4" curved plexi end panels

LIGHTING

- 1 row at inside top of unit
- 2 rows of lighted shelving

ELECTRICAL REQUIREMENTS

- Self contained unit comes with cord and plug
- UL/CUL listed
- See Tech page for details on voltage

REFRIGERATION

- Self contained expansion valve system
- Low velocity fans located below deck area (to insure even flow of air)
- Electronic Control System with automatic air defrost to maintain balanced temperatures (SC)
- New high efficiency air screen technology

OPTIONAL FEATURES

- Wide view curved plexi end panels
- Night covers
- Digital thermometer
- Condensate pan and pump kit

IMPORTANT NOTE:

ALL REFRIGERATED CASES ARE DESIGNED TO OPERATE IN AN ENVIRONMENT OF 75 DEGREES AND 55% RELATIVE HUMIDITY.

PRODUCT MUST BE COOLED BEFORE BEING DISPLAYED WITHIN THE CASE.

DRAIN IS REQUIRED

LOW BASE - MAXIMUM VIEW - PRODUCE 35E SERIES – ENDLESS DESIGN (SC) 78.5" H (R) 60"H

TECHNICAL DATA

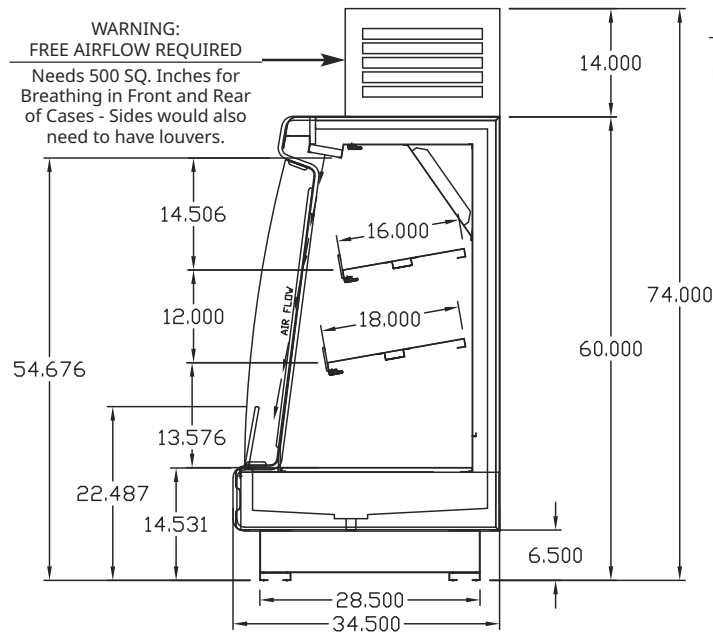
MODEL NO.	SC-OP35E-4L-LB-B	R-OP35E-4L-LB-B
Length with (2) ends	51"	51"
Length without ends	48"	48"
Height with ends	74"	60"
Depth with ends	34.5"	34.5"
Depth without ends	34"	34"
Endless design (Dimensions are +/- 1/4")	NO	YES
Operating temperature	36°F to 40°F	36°F to 40°F
Defrost per day (24 hours)	Air Defrost 6 per day	6 per day
BTU's at +20°F Evap. Temp.	N/A	4733
Remote Voltage	115/208-230	115
Amperage	SC 13.0	
Amperage, lights only	R N/A	3.0
Cord and plug	SC Nema 5-20P	No
Exterior color	BLACK	BLACK
Interior color	BLACK	BLACK
# of rows / shelves	2	2
Shelf Size	(1) 16", (1) 18"	(1) 16", (1) 18"
Shipping Info		
Height	86"	68"
Depth	44"	44"
Length	61"	61"
Gross weight	895	550
Cubic feet	134	106

- Cases are designed to operate at 75 degrees Fahrenheit and 55% relative humidity
- Cases are equipped with drains; check your local building codes for connection requirements.
- Specification subject to change without notice

LOW BASE - MAXIMUM VIEW - PRODUCE 35E SERIES – ENDLESS DESIGN (SC) 78.5" H (R) 60"H

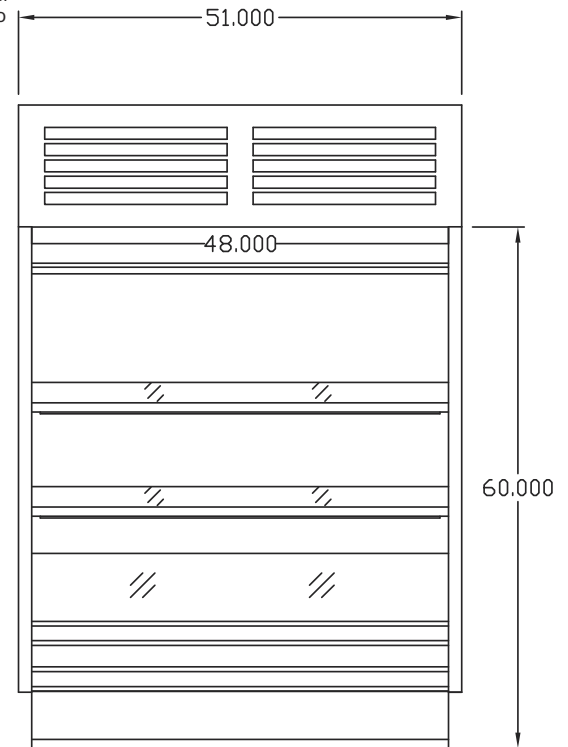
DRAWINGS • SIDE VIEW • PLAN VIEW

SIDE VIEW
SELF CONTAINED

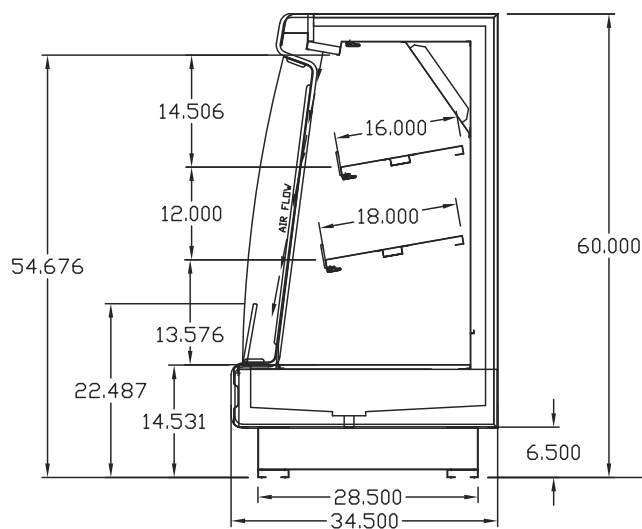


SELF CONTAINED

WARNING:
FREE AIRFLOW REQUIRED
Needs 500 SQ. Inches for Breathing in Front and Rear of Cases - Sides would also need to have louvers.



SIDE VIEW
REMOTE



4' PLAN VIEW

