

LOW BASE - MAXIMUM VIEW - PRODUCE 35E SERIES – ENDLESS DESIGN 78.5" HEIGHT



R-OP35E-4-LB-B*
*ARTIST RENDERING

REMOTE MODEL NO.	DESCRIPTION	LENGTH	DEPTH	HEIGHT	VOLTAGE	AMPS	BTUS	POWER CORD	EST. SHIP WEIGHT
R-OP35E-4-LB-B	Remote	51.00"	34.50"	78.50"	115	3.0	7238	NO	831
R-OP35E-6-LB-B	Remote	75.00"	34.50"	78.50"	115	4.0	10813	NO	1040
R-OP35E-8-LB-B	Remote	99.00"	34.50"	78.50"	115	4.0	14100	NO	1580

(ALL WHITE OR ALL BLACK, NO EXTRA CHARGE—IF COLORS ARE MIXED AN ADDITIONAL CHARGE WILL APPLY)

Prefix	Suffix
SC = Self Contained	B = Black
R = Remote	W = White
	S = Stainless Steel
	LED = LED lighting

- Cases are designed to operate at 75 degrees Fahrenheit and 55% relative humidity
- Cases are equipped with drains; check your local building codes for connection requirements.
- Specification subject to change without notice



Howard McCray • 831 East Cayuga St • Philadelphia, PA 19124 USA • (215) 464-6800
1-800-344-8222 • Fax (215) 969-4890 • E-Mail: sales@howardmccray.com • www.howardmccray.com

LOW BASE - MAXIMUM VIEW - PRODUCE 35E SERIES – ENDLESS DESIGN 78.5" HEIGHT

STANDARD SPECIFICATIONS AND OPTIONAL FEATURES

CONSTRUCTION

- UL Classified to ANSI/NSF 7
- Foamed in place CFC free foam
- Heavy gauge steel super structure
- Multi deck
- Endless design allows for continuous line up

INTERIOR

- Black end panels
- Removable black floor pans
- Black perforated rear wall (for even air distribution)
- Full length lighting at top of unit
- 4 levels of lighted shelving
- 5 levels of product display
- Price tag molding on each shelf

EXTERIOR

- Black ends and front finish
- 1" bumper
- Straight side end panels with 16" plexiglass
- 16" Straight plexi end panels

LIGHTING

- LED lighting
- 1 row at inside top of unit
- 4 rows of lighted shelving

ELECTRICAL REQUIREMENTS

- UL/CUL listed
- See Tech page for details on voltage

REFRIGERATION

- Low velocity fans located below deck area (to insure even flow of air)
- Solenoid valve & electronic controller
- New high efficiency air screen technology

OPTIONAL FEATURES

- Night covers
- Digital thermometer
- Condensate pan and pump kit

IMPORTANT NOTE:

ALL REFRIGERATED CASES ARE DESIGNED TO OPERATE IN AN ENVIRONMENT OF 75 DEGREES AND 55% RELATIVE HUMIDITY.

PRODUCT MUST BE COOLED BEFORE BEING DISPLAYED WITHIN THE CASE.

DRAIN IS REQUIRED

LOW BASE - MAXIMUM VIEW - PRODUCE 35E SERIES – ENDLESS DESIGN 78.5" HEIGHT

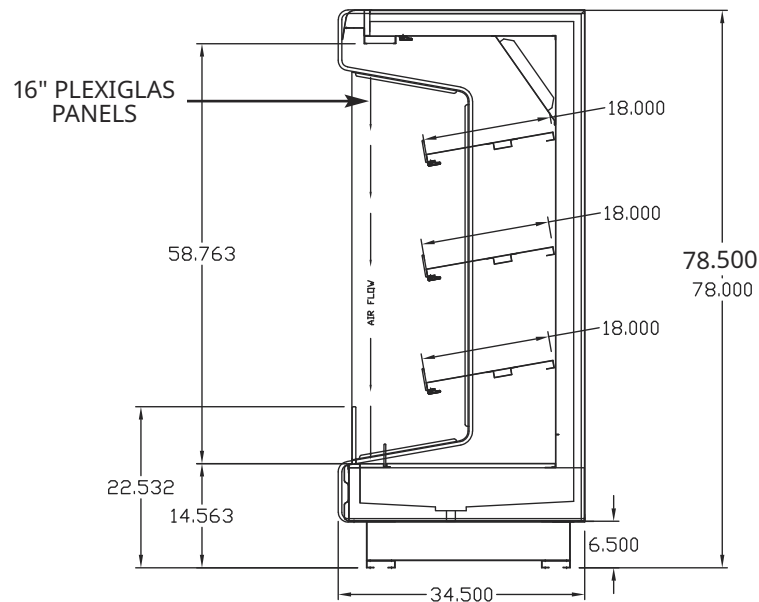
TECHNICAL DATA

MODEL NO.		R-OP35E-4-LB-LED	R-OP35E-6-LB-LED	R-OP35E-8-LB-LED
Length with (2) ends		51"	75"	99"
Length without ends		48"	72"	96"
Height with ends		78.5"	78.5"	78.5"
Height without ends		78"	78"	78"
Depth with ends		34.5"	34.5"	34.5"
Depth without ends		34.25"	34.25"	34.25"
Endless design		YES	YES	YES
(Dimensions are +/- 1/4")				
Operating temperature		36°F to 40°F	36°F to 40°F	36°F to 40°F
Defrost per day (24 hours)	Air Defrost	6 per day	6 per day	6 per day
BTU's at +20°F Evap. Temp.	R	7238	10813	14100
Remote Voltage	R	115	115	115
Amperage, lights only	R	3.0	4.0	4.0
Cord and plug	R	No	No	No
Exterior color		BLACK	BLACK	BLACK
Interior color		BLACK	BLACK	BLACK
# of rows / shelves		3 / 3	3 / 3	3 / 6
Shelf Size		(3) 18"	(3) 18"	(6) 18"
Shipping Info				
Height		86"	86"	86"
Depth		44"	44"	44"
Length		61"	86"	109"
Gross weight R		831	1040	1580
Cubic feet		134	189	239

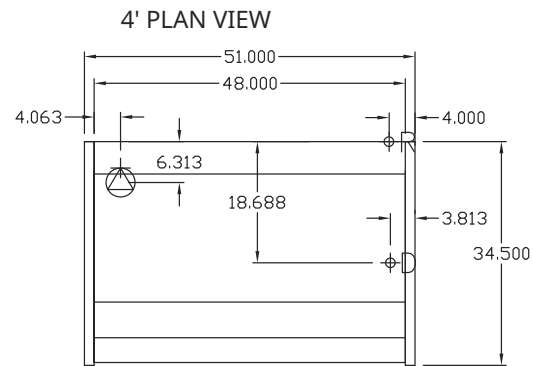
- Cases are designed to operate at 75 degrees Fahrenheit and 55% relative humidity
- Cases are equipped with drains; check your local building codes for connection requirements.
- Specification subject to change without notice

LOW BASE - MAXIMUM VIEW - PRODUCE 35E SERIES – ENDLESS DESIGN 78.5" HEIGHT

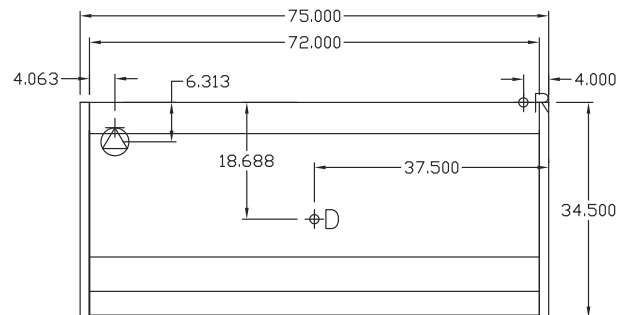
DRAWINGS • SIDE VIEW • PLAN VIEW



SIDE VIEW



6' PLAN VIEW



8' PLAN VIEW

