

## SR SERIES REACH-IN-REFRIGERATORS



REFRIGERATORS									
MODEL NO.	DESCRIPTION	LENGTH	DEPTH	W/CASTERS	HEIGHT VOLTAGE	AMPS	HP/BTUS	POWER CORD	EST. SHIP WEIGHT
SR22	One Door	26.50"	36.84"	83.00"	115	6.8	1/4	5-15P	328
SR48	Two Door	52.25"	36.84"	83.00"	115	9.6	1/3	5-15P	516
SR75	Three Door	78.00"	36.84"	83.00"	115	12.1	1/2	5-20P	720
R-SR22	One Door	26.50"	36.84"	83.00"	115	1.1	1000 BTUs	NO	328
R-SR48	Two Door	52.25"	36.84"	83.00"	115	2.0	1900 BTUs	NO	516
R-SR75	Three Door	78.00"	36.84"	83.00"	115	2.3	2300 BTUs	NO	720

**(ALL WHITE OR ALL BLACK, NO EXTRA CHARGE—IF COLORS ARE MIXED AN ADDITIONAL CHARGE WILL APPLY)**

- Cases are designed to operate at 75 degrees Fahrenheit and 55% relative humidity
- Cases are equipped with drains; check your local building codes for connection requirements.
- Specification subject to change without notice

### Prefix

SC = Self Contained  
R = Remote

### Suffix

B = Black  
W = White  
S = Stainless Steel  
LED = LED lighting

**R KCL** c **UL** US  
REVIT<sup>™</sup> ENGINEERING LISTED

CLASSIFIED  
EPH  
ANSI/NFSF 7  
SANITATION  
UL  
NSF-1  
NSF-2  
NSF-3  
NSF-4  
NSF-5  
NSF-6  
NSF-7  
NSF-8  
NSF-9  
NSF-10  
NSF-11  
NSF-12  
NSF-13  
NSF-14  
NSF-15  
NSF-16  
NSF-17  
NSF-18  
NSF-19  
NSF-20  
NSF-21  
NSF-22  
NSF-23  
NSF-24  
NSF-25  
NSF-26  
NSF-27  
NSF-28  
NSF-29  
NSF-30  
NSF-31  
NSF-32  
NSF-33  
NSF-34  
NSF-35  
NSF-36  
NSF-37  
NSF-38  
NSF-39  
NSF-40  
NSF-41  
NSF-42  
NSF-43  
NSF-44  
NSF-45  
NSF-46  
NSF-47  
NSF-48  
NSF-49  
NSF-50  
NSF-51  
NSF-52  
NSF-53  
NSF-54  
NSF-55  
NSF-56  
NSF-57  
NSF-58  
NSF-59  
NSF-60  
NSF-61  
NSF-62  
NSF-63  
NSF-64  
NSF-65  
NSF-66  
NSF-67  
NSF-68  
NSF-69  
NSF-70  
NSF-71  
NSF-72  
NSF-73  
NSF-74  
NSF-75  
NSF-76  
NSF-77  
NSF-78  
NSF-79  
NSF-80  
NSF-81  
NSF-82  
NSF-83  
NSF-84  
NSF-85  
NSF-86  
NSF-87  
NSF-88  
NSF-89  
NSF-90  
NSF-91  
NSF-92  
NSF-93  
NSF-94  
NSF-95  
NSF-96  
NSF-97  
NSF-98  
NSF-99  
NSF-100

Howard McCray • 831 East Cayuga St • Philadelphia, PA 19124 USA • (215) 464-6800  
1-800-344-8222 • Fax (215) 969-4890 • E-Mail: sales@howardmccray.com • www.howardmccray.com

## SR SERIES REACH-IN-REFRIGERATORS

### STANDARD SPECIFICATIONS AND OPTIONAL FEATURES

#### CONSTRUCTION

- UL Classified to ANSI/NSF 7
- Top mounted condensing unit
- 5" heavy duty casters
- Foamed in place CFC free foam
- Externally mounted digital display
- Heavy duty edge mount hinges
- Self closing doors

#### INTERIOR

- 3 epoxy coated shelves per door
- Aluminum interior

#### EXTERIOR

- Stainless front and doors
- Aluminum end panels
- Heavy duty door locks
- Horizontal mounted handle
- Frame heater minimizes moisture around door

#### REFRIGERATORS

- Capillary tube system
- Self contained and Remote units -  
Electronic control regulates even temperature
- Automatic air defrost
- 115V
- Cord and plug included
- UL/CUL listed

#### LIGHTING

- Automatic interior light activates when door is opened

#### OPTIONS

- Stainless steel outside ends
- Stainless steel interior
- Laminated door, grill, sides
- Door swing change
- 6" legs top mount units only
- Pan slides
- Extra shelf
- Half-door or glass doors
- Cantilever shelves

#### IMPORTANT NOTE:

**ALL REFRIGERATED CASES ARE DESIGNED TO OPERATE IN AN ENVIRONMENT OF 75 DEGREES AND 55% RELATIVE HUMIDITY.**

**PRODUCT MUST BE COOLED BEFORE BEING DISPLAYED WITHIN THE CASE.**

**DRAIN IS REQUIRED**

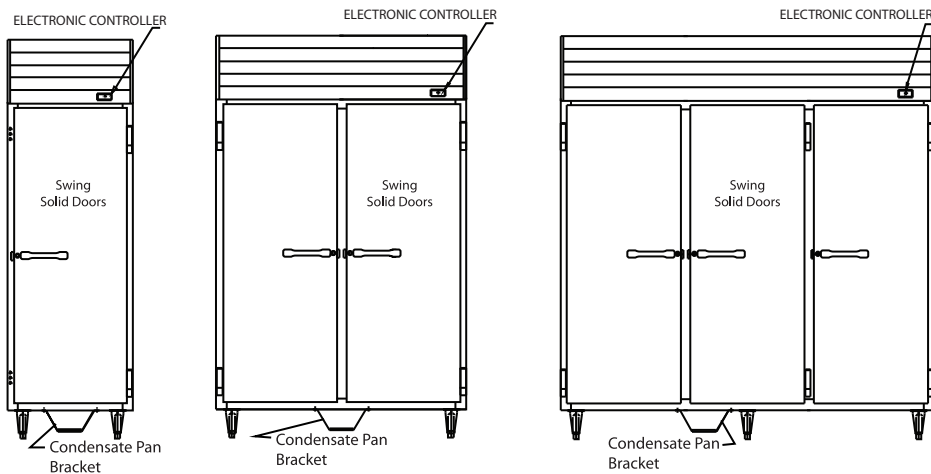
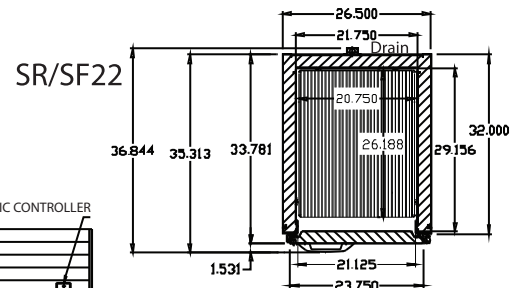
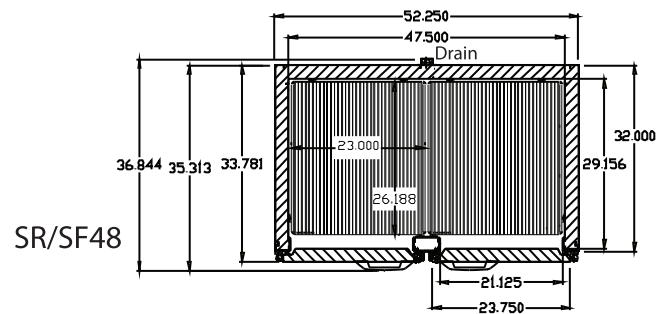
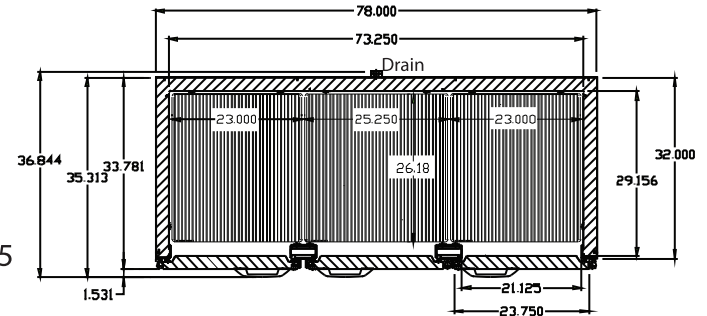
## SR SERIES REACH-IN-REFRIGERATORS

### TECHNICAL DATA

MODEL NO. REFRIGERATORS	SC R	SR22 R-SR22	SR48 R-SR48	SR75 R-SR75
Operating temperature		36°F to 40°F	36°F to 40°F	36°F to 40°F
Compressor size HP	SC	1/4	1/3	1/2
Refrigeration system		Electronic controlled	Electronic controlled	Electronic controlled
Air defrost		1 per Day	1 per Day	1 per Day
BTU's at +20°F Evap. Temp.	R	1000	1900	2300
Voltage	SC R	115 115	115 115	115 115
Amperage	SC	6.8	9.6	12.1
Amperage, lights, fans	R	1.1	2.0	2.3
Cord and plug	SC	5-15P	5-15P	5-20P
Length		26.50"	52.25"	78.00"
Height with casters		83.00"	83.00"	83.00"
Depth w/drain line & handle (Dimensions are +/- 1/4")		36.84"	36.84"	36.84"
Cubic capacity		22	48	75
Door size		(1) 23.750" x 62.25"	(2) 23.750" x 62.25"	(3) 23.750" x 62.25"
Shelf size		(3) 20.75" x 26.188"	(3) 23" x 26.188" (6) 23" x 26.188"	(3) 25.25" x 26.188"
Shipping Info				
Height		82.00"	82.00"	82.00"
Depth		44.00"	44.00"	44.00"
Length		31.00"	58.00"	84.00"
Gross weight Refrigerators SC/R		328/228	516/401	720/595
Cubic feet		73'	118'	171'

- Cases are designed to operate at 75 degrees Fahrenheit and 55% relative humidity
- Cases are equipped with drains; check your local building codes for connection requirements.
- Specification subject to change without notice

## DRAWINGS • SIDE VIEW • PLAN VIEW



### Front View

## Plan Views